

C & A

Building Products

BIG STOCKS - LOW PRICES - BEST VALUE!



POLYCARBONATE



GLAZING BARS



CORRUGATED



FASCIA & SOFFIT



CLADDING



UNDERGROUND



GUTTER & PIPE



ACCESSORIES

PLUS LOTS MORE!

WHAT'S NEW?

Page 88

FORTEX
NATURA



PREMIUM
150mm Cladding
PLUS 100's Of
Price Reductions

Over 55 Years supplying a HUGE range of plastic building materials NATIONWIDE!

SHOP ONLINE **NOW!**
www.cabp.co.uk

NATIONAL SALES
01634 374444



CONTENTS PAGE

02

PAGE	DESCRIPTION	PAGE	DESCRIPTION	PAGE	DESCRIPTION	PAGE	DESCRIPTION
02	CONTENTS PAGE	26	3" CORRUGATED SHEET	50	FORTEX 150 & 180 CLICK	74	RADIATORS K-RAD
03	MULTIWALL (SPC) KNOW HOW	27	3" POLYCARBONATE + ACCESSORIES	51	170mm FORTEX CLADDING	75	RADIATORS K-RAD
04	4mm SPC* CLEAR & 10mm ECO-WHITE	28	BIG 6 PROFILE	52	333mm FORTEX CLADDING	76	TALON PIPE COVERS
05	10mm SPC* CLEAR BRONZE AND OPAL	29	ONDUVILLA ROOFING TILES	53	FORTEX CLADDING TRIMS	77	TALON PIPE COVER S AND SKIRTING
06	16mm SPC* CLEAR BRONZE AND OPAL	30	ONDULINE ROOFING SHEETS	54	WHITE & WOODGRAIN TRIMS	78	32, 40 & 50mm SOLVENT WASTE
07	16mm SPC* ECO-WHITE	31	ONDULINE TRIMS & ACCESSORIES	55	SOLID FLAT SHEET POLYCARBONATE	79	110mm SOIL
08	25mm SPC* CLEAR BRONZE AND OPAL	32	CA32 PLASTIC COATED STEEL	56	SOLID FLAT SHEET PVC - WHITE	80	110mm UNDERGROUND
09	25mm SPC* HEATGUARD OPAL	33	CA32 STEEL TRIMS	57	SOLID FLAT SHEET PVC COLOURED	81	110mm UNDERGROUND
10	35mm SPC* CLEAR/ BRONZE /OPAL	34	FLAT ROOF DOMES	58	SUSPENDEd CEILING FRAME	82	DOOR CANOPIES—700mm
11	16MM CLIC POLYCARBONATE	35	FLAT ROOF DOMES WITH UPSTAND	59	SUSPENDEd CEILING TILES	83	DOOR CANOPIES—900mm
12	MULTIWALL (SPC) HANDLING	36	GUTTER HALF ROUND & SQUARE	60	INTERNAL WALL PANELS 5mm	84	FIX ALL—ADHESIVE
13	VALE GLAZING BARS	37	GUTTER OGEE & FULL FLO	61	INTERNAL WALL PANELS 5mm	85	SILICONE & ADHESIVE
14	EDEN GLAZING BARS	38	DOWN PIPES	62	INTERNAL WALL PANELS 10mm	86	CLEANERS
15	HAWK GLAZING BARS	39	KOMMERCIAL GUTTER	63	INTERNAL WALL PANELS 10mm	87	EXPANING FOAM
16	AVON GLAZING BARS	40	GUTTER & PIPE— CAST IRON	64	COVING	88	FORTEX NATURA
17	AVON GLAZING BARS	41	GUTTER ACCESSORIES	65	VINYL FLOORING	89	WAYS TO ORDER
18	PEAK GLAZING BARS	42	FASCIA & CLADDING KNOW HOW	66	VINYL FLOORING	90	TERMS & CONDITIONS
19	PEAK GLAZING BARS	43	ROUND NOSE & OGEE FASCIA	67	VINYL FLOORING	91	TERMS & CONDITIONS
20	YORK GLAZING BARS	44	10mm CAP OVER BOARD	68	SKIRTING	92	DELIVERY CHARGES
21	YORK GLAZING BARS	45	18mm FASCIA BOARD	69	15 & 22mm SPEEDFIT	93	DELIVERY INFORMATION & MAPS
22	GLAZING BAR INFO	46	10mm SOFFIT BOARDS	70	15 & 22mm COPPER	94	ABOUT US
23	GLAZING BAR INFO	47	10mm VENTED SOFFIT & TRIMS	71	15 & 22mm BRASS COMPRESSION	95	ORDER FORM
24	SANCTUARY CANOPY KITS	48	DRY VERGE	72	BUTELINE 16mm & 22mm PLUMBING		
25	SANCTUARY COMPONENTS	49	WHITE & ANTHRACITE CLADDING	73	MDPE WATER PIPE & ACCESSORIES		

*SPC=Structured Polycarbonate

MULTIWALL POLYCARBONATE INFORMATION & KNOW-HOW

This information is a broad overview for a working knowledge on Multiwall sheeting. Each sheet will be slightly different due to its structure and resin composition and individual data sheets should be consulted if any doubt of the product's suitability for use.

Multiwall polycarbonate sheeting is a versatile, easy to cut, lightweight, high-impact resistant, insulating and fire resistant product (most have an AA Fire Rating to BSI Standard 476 or its equivalent in the country of origin). Ideal for roofing or vertical wall cladding applications, and used in many other applications such as set design.

SHEET SPECIFICATIONS

3.1

"U" VALUE

INSULATION—The U Value is the measure of heat transfer through the sheet. The lower the number, the less heat is transferred—better insulation and lower fuel bills!

UV

PROTECTION

UV PROTECTION—The outer face of the sheet has a special coating to prevent degradation by natural UV sunlight. UV stabilised increases a product's life span.

1.5

KG/sq.m

WEIGHT—Shown per 1M² As the weight of the sheet increases, generally the level of rigidity will also increase.

MIN

SUNLIGHT

MIN

VISION

SUNLIGHT AND VISION — A summary of the sheet's amount of sunlight penetration and the amount of vision it allows through the sheet.

HEAT

SHIELD

PROTECTION

HEAT SHIELDING — Sheets with this symbol have a special coating designed to reduce heat, providing a cooler space below the sheet.



LIGHT TRANSMISSION —Manufacturer's measure the light that passes through their sheets. However, they use different tests in different laboratories and so real world comparison between them is difficult. This symbol is our own indicator as to the shading we feel they provide. Official figures can be obtained from the individual product data sheets.

Typical Sheet Usage

THICKNESS

NORMAL AREA OF USE

4mm	Basic Horticulture
10mm	Premium Horticulture
	Basic Open Structures
16mm	Open Structures
	Basic Enclosed Structures
25mm	Enclosed Structures
35mm	Heavy Duty Enclosed Structures
40mm	Prestigious Structures

+ WE ARE HERE TO HELP!

Simply call us on 01634 374444
and we will try to help there and then on the phone.



Sheet Expansion

EXAMPLE. 3M x 980mm SHEET

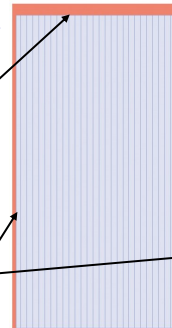
> Polycarbonate roof sheets must be fitted with a gap that allows them to expand with temperature changes.

> **AT THE TOP**—Allow a 3mm gap for each metre of the sheets length (this will be covered by a wall flashing).

> **AT THE SIDES**—Allow a 3mm gap between the sheet edge and the centre ribs of the Glazing Bar on both sides (An average bar centre spacing is 20mm wider than the sheet itself. A 980mm wide sheet allows bars to be set at 1M centres).

9mm expansion allowance for the top edge (3x3)

3mm expansion allowance each side



4mm CLEAR

TWINWALL POLYCARBONATE



3.9
"U" VALUE

- ▶ Lightweight
- ▶ Insulating
- ▶ Low cost

0.8
KG/sq.m

MAX
SUNLIGHT
MAX
VISION

GREENHOUSE PACK

Pack of 10 Sheets

SHEET SIZE: 4ft x 2ft (1220mm x 610mm)

4mm Multiwall Polycarbonate sheets are perfect for greenhouse glass replacement as a low cost alternative to glass, giving a long Life and they can also be easily trimmed to size.

PART	PRICE
KB41206CL	£46.57

4mm CLEAR **BONUS**

WIDTH	695mm (2' 3 ^{1/2} "		1047mm (3' 5 ^{1/2} "		2100mm (6' 10 ^{1/2} "	
LENGTH	PART	PRICE	PART	PRICE	PART	PRICE
1.0M (3' 3")	MB41007CL	£5.64	MB41010CL	£8.44	MB41021CL	£16.93
1.5M (4' 11")	MB41507CL	£8.47	MB41510CL	£12.66	MB41521CL	£25.40
2.0M (6' 6")	MB42007CL	£11.29	MB42010CL	£16.87	MB42021CL	£33.86
2.5M (8' 2")	MB42507CL	£14.11	MB42510CL	£21.09	MB42521CL	£42.33
3.0M (9' 10")	MB43007CL	£16.93	MB43010CL	£25.31	MB43021CL	£50.79
3.5M (11' 6")	MB43507CL	£19.75	MB43510CL	£29.53	MB43521CL	£59.26
4.0M (13' 1")	MB44007CL	£23.63	MB44010CL	£35.32	MB44021CL	£70.88
5.0M (16' 5")	MB45007CL	£32.81	MB45010CL	£49.05	MB45021CL	£98.44
6.0M (19' 8")	MB46007CL	£39.38	MB46010CL	£58.87	MB46021CL	£118.13

SHEET END CLOSURE

For 10mm sheets

LENGTH	COLOUR	PART	PRICE	COLOUR	PART	PRICE
1050mm	WHITE	UE10WH	£2.24	BROWN	UE10BR	£2.42
2100mm	WHITE	UE21WH	£4.04	BROWN	UE21BR	£4.22



10mm ECO-WHITE


TWINWALL POLYCARBONATE

3.1
"U" VALUE

UV
PROTECTION

1.5
KG/sq.m

MIN
SUNLIGHT
MIN
VISION



BUDGET
BEATING
SHEETS

These super value sheets are made with ecological principles at their heart, using a high regrind content allowing us to offer you a dependable roofing sheet at the lowest possible cost. The Eco-White's colour offers a clean look with the added benefits of privacy & shade. Please note due to the reground nature of these sheets there maybe a different shade between sheets ordered at different times.

BUDGET 10mm ECO-WHITE

WIDTH	695mm (2' 3 ^{1/2} "		1047mm (3' 5 ^{1/2} "		2100mm (6' 10 ^{1/2} "	
LENGTH	PART	PRICE	PART	PRICE	PART	PRICE
1.0M (3' 3")	MBE1007EW	£7.18	MBE1010EW	£10.74	MBE1021EW	£21.55
1.5M (4' 11")	MBE1507EW	£10.77	MBE1510EW	£16.11	MBE1521EW	£32.32
2.0M (6' 6")	MBE2007EW	£14.36	MBE2010EW	£21.47	MBE2021EW	£43.09
2.5M (8' 2")	MBE2507EW	£17.96	MBE2510EW	£26.84	MBE2521EW	£53.87
3.0M (9' 10")	MBE3007EW	£21.55	MBE3010EW	£32.21	MBE3021EW	£64.64
3.5M (11' 6")	MBE3507EW	£25.14	MBE3510EW	£37.58	MBE3521EW	£75.41
4.0M (13' 1")	MBE4007EW	£28.73	MBE4010EW	£42.95	MBE4021EW	£86.18
5.0M (16' 5")	MBE5007EW	£39.50	MBE5010EW	£59.05	MBE5021EW	£118.50
6.0M (19' 8")	MBE6007EW	£47.40	MBE6010EW	£70.86	MBE6021EW	£142.20

SEALING BUTTONS

Pack of 10
For 10mm sheets



WHITE

BROWN

SEALING TAPES

10M roll
For 10mm sheets



Aluminium Tape

Ventilation Tape

PART

PRICE

PART

PRICE

B10WH

£5.03

B10BR

£5.39

PART

PRICE

PART

PRICE

TA10

£1.79

TV10

£5.39

10mm TWINWALL POLYCARBONATE

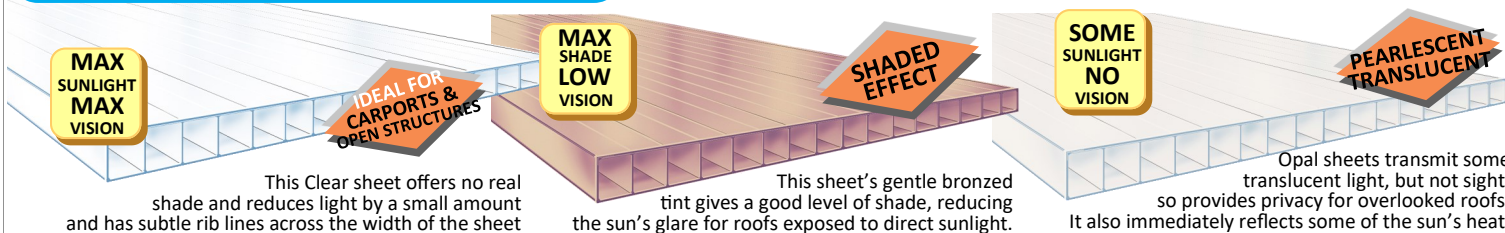
Offers Quality with affordability

UV PROTECTION

3.1 "U" VALUE

1.5 KG/sq.m

C & A's extremely popular home brand high quality sheeting. Made from pure polycarbonate material and combined with a light weight structure to allow for roofing on a budget but have more rigidity than 4mm twinwall sheets. All the colours admit various levels of light helping to reduce glare. These sheets are the perfect choice for low cost installations of open sided structures, canopies and gazebos.



This Clear sheet offers no real shade and reduces light by a small amount and has subtle rib lines across the width of the sheet

This sheet's gentle bronzed tint gives a good level of shade, reducing the sun's glare for roofs exposed to direct sunlight.

Opal sheets transmit some translucent light, but not sight, so provides privacy for overlooked roofs. It also immediately reflects some of the sun's heat.

WIDTH	CLEAR						BRONZE						OPAL					
	695mm (2' 3 ^{3/8} ")		1045mm (3' 5 ^{1/8} ")		2090mm (6' 10")		695mm (2' 3 ^{3/8} ")		1045mm (3' 5 ^{1/8} ")		2090mm (6' 10")		695mm (2' 3 ^{3/8} ")		1045mm (3' 5 ^{1/8} ")		2090mm (6' 10")	
LENGTH	PART	PRICE	PART	PRICE	PART	PRICE	PART	PRICE	PART	PRICE	PART	PRICE	PART	PRICE	PART	PRICE	PART	PRICE
1.0M (3'3")	MBE1007CL	£8.06	MBE1010CL	£12.05	MBE1021CL	£24.18	MBE1007BR	£8.87	MBE1010BR	£13.25	MBE1021BR	£26.60	MBE1007WH	£8.87	MBE1010WH	£13.25	MBE1021WH	£26.60
1.5M (4'11")	MBE1507CL	£12.09	MBE1510CL	£18.07	MBE1521CL	£36.27	MBE1507BR	£13.30	MBE1510BR	£19.88	MBE1521BR	£39.90	MBE1507WH	£13.30	MBE1510WH	£19.88	MBE1521WH	£39.90
2.0M (6'6")	MBE2007CL	£16.12	MBE2010CL	£24.10	MBE2021CL	£48.36	MBE2007BR	£17.73	MBE2010BR	£26.51	MBE2021BR	£53.20	MBE2007WH	£17.73	MBE2010WH	£26.51	MBE2021WH	£53.20
2.5M (8'2")	MBE2507CL	£20.15	MBE2510CL	£30.12	MBE2521CL	£60.45	MBE2507BR	£22.17	MBE2510BR	£33.14	MBE2521BR	£66.50	MBE2507WH	£22.17	MBE2510WH	£33.14	MBE2521WH	£66.50
3.0M (9'10")	MBE3007CL	£24.18	MBE3010CL	£36.15	MBE3021CL	£72.54	MBE3007BR	£26.60	MBE3010BR	£39.76	MBE3021BR	£79.79	MBE3007WH	£26.60	MBE3010WH	£39.76	MBE3021WH	£79.79
3.5M (11'6")	MBE3507CL	£28.21	MBE3510CL	£42.17	MBE3521CL	£84.63	MBE3507BR	£31.03	MBE3510BR	£46.39	MBE3521BR	£93.09	MBE3507WH	£31.03	MBE3510WH	£46.39	MBE3521WH	£93.09
4.0M (13'1")	MBE4007CL	£33.94	MBE4010CL	£50.74	MBE4021CL	£101.82	MBE4007BR	£37.33	MBE4010BR	£55.81	MBE4021BR	£112.00	MBE4007WH	£37.33	MBE4010WH	£55.81	MBE4021WH	£112.00
5.0M (16'5")	MBE5007CL	£46.66	MBE5010CL	£69.76	MBE5021CL	£139.98	MBE5007BR	£51.33	MBE5010BR	£76.73	MBE5021BR	£153.98	MBE5007WH	£51.33	MBE5010WH	£76.73	MBE5021WH	£153.98
6.0M (19'8")	MBE6007CL	£55.99	MBE6010CL	£83.71	MBE6021CL	£167.97	MBE6007BR	£61.59	MBE6010BR	£92.08	MBE6021BR	£184.77	MBE6007WH	£61.59	MBE6010WH	£92.08	MBE6021WH	£184.77

10mm SPC

16mm CLEAR / BRONZE / OPAL WHITE NINE-WALL POLYCARBONATE

2.5
KG/sq.m

1.8
"U" VALUE

UV
PROTECTION
Both sides


MAX
SUNLIGHT
MAX
VISION

Lexan* Tough Virtually Unbreakable
Polycarbonate Sheet

With world leading technology from one of the finest brands.

These sheets provide increased rigidity and a level of heat insulation that was previously considered unobtainable from a 16mm sheet. These qualities make this sheet ideal for a wide range of canopies and conservatories. Added to this these 16mm sheets have a maximum span (width) without needing extra support or purlins of 1000mm (see page 26 for more info) one of the best value roofing sheets on the market.

OUTSTANDING PERFORMANCE




FINEST		16mm BRONZE					
		695mm (2' 3 ^{3/8"})		1045mm (3' 5 ^{1/8"})		2090mm (6' 10")	
WIDTH	▶	PART	PRICE	PART	PRICE	PART	PRICE
1.0M (3'3")	▶	MFT1007BR	£13.66	MFT1010BR	£20.42	MFT1021BR	£40.98
1.5M (4'11")	▶	MFT1507BR	£20.50	MFT1510BR	£30.65	MFT1521BR	£61.50
2.0M (6'6")	▶	MFT2007BR	£27.33	MFT2010BR	£40.86	MFT2021BR	£81.99
2.5M (8'2")	▶	MFT2507BR	£34.16	MFT2510BR	£51.07	MFT2521BR	£102.48
3.0M (9'10")	▶	MFT3007BR	£40.99	MFT3010BR	£61.28	MFT3021BR	£122.97
3.5M (11'6")	▶	MFT3507BR	£47.82	MFT3510BR	£71.49	MFT3521BR	£143.46
4.0M (13'1")	▶	MFT4007BR	£56.06	MFT4010BR	£83.81	MFT4021BR	£168.18
5.0M (16'5")	▶	MFT5007BR	£75.33	MFT5010BR	£112.62	MFT5021BR	£225.99
6.0M (19'8")	▶	MFT6007BR	£90.39	MFT6010BR	£135.13	MFT6021BR	£271.17

FINEST		16mm CLEAR					
		695mm (2' 3 ^{3/8"})		1045mm (3' 5 ^{1/8"})		2090mm (6' 10")	
WIDTH	▶	PART	PRICE	PART	PRICE	PART	PRICE
1.0M (3'3")	▶	MFT1007CL	£13.31	MFT1010CL	£19.90	MFT1021CL	£39.93
1.5M (4'11")	▶	MFT1507CL	£19.97	MFT1510CL	£29.86	MFT1521CL	£59.91
2.0M (6'6")	▶	MFT2007CL	£26.63	MFT2010CL	£39.81	MFT2021CL	£79.89
2.5M (8'2")	▶	MFT2507CL	£33.28	MFT2510CL	£49.75	MFT2521CL	£99.84
3.0M (9'10")	▶	MFT3007CL	£39.94	MFT3010CL	£59.71	MFT3021CL	£119.82
3.5M (11'6")	▶	MFT3507CL	£46.60	MFT3510CL	£69.67	MFT3521CL	£139.80
4.0M (13'1")	▶	MFT4007CL	£54.65	MFT4010CL	£81.70	MFT4021CL	£163.95
5.0M (16'5")	▶	MFT5007CL	£73.57	MFT5010CL	£109.99	MFT5021CL	£220.71
6.0M (19'8")	▶	MFT6007CL	£88.29	MFT6010CL	£131.99	MFT6021CL	£264.87

FINEST		16mm OPAL WHITE					
		695mm (2' 3 ^{3/8"})		1045mm (3' 5 ^{1/8"})		2090mm (6' 10")	
WIDTH	▶	PART	PRICE	PART	PRICE	PART	PRICE
1.0M (3'3")	▶	MFT1007WH	£13.66	MFT1010WH	£20.42	MFT1021WH	£40.98
1.5M (4'11")	▶	MFT1507WH	£20.50	MFT1510WH	£30.65	MFT1521WH	£61.50
2.0M (6'6")	▶	MFT2007WH	£27.33	MFT2010WH	£40.86	MFT2021WH	£81.99
2.5M (8'2")	▶	MFT2507WH	£34.16	MFT2510WH	£51.07	MFT2521WH	£102.48
3.0M (9'10")	▶	MFT3007WH	£40.99	MFT3010WH	£61.28	MFT3021WH	£122.97
3.5M (11'6")	▶	MFT3507WH	£47.82	MFT3510WH	£71.49	MFT3521WH	£143.46
4.0M (13'1")	▶	MFT4007WH	£56.06	MFT4010WH	£83.81	MFT4021WH	£168.18
5.0M (16'5")	▶	MFT5007WH	£75.33	MFT5010WH	£112.62	MFT5021WH	£225.99
6.0M (19'8")	▶	MFT6007WH	£90.39	MFT6010WH	£135.13	MFT6021WH	£271.17

16mm ECO-WHITE

TRIPLE-WALL POLYCARBONATE



These super value sheets are made with ecological principles at their heart, using a high regrind content allowing us to offer you a dependable roofing sheet at the lowest possible cost. The Eco-White's colour offers a clean look with the added benefits of privacy & shade. **Please note** due to the reground nature of these sheets there maybe a different shade between sheets ordered at different times.

2.4
"U" VALUE


UV
PROTECTION

2.5
KG/sq.m

MIN
SUNLIGHT
LOW
VISION

BUDGET BEATING SHEETS

16mm SHEET ACCESSORIES




Sealing tapes are applied to both the top and bottom of the sheets.


The aluminium tape towards the top end (wall) and the vent tape is applied at the bottom end (gutter)

SEALING TAPES

10M roll
For 16mm sheets



Aluminium Tape		Ventilation Tape	
PART	PRICE	PART	PRICE
TA16	£2.24	TV16	£8.09



Sheet End Closures are used to cover and prolong the life of the vent tape. This finishes the sheet and matches the other PVC profiles.

BUDGET 16mm ECO-WHITE



WIDTH	700mm (2' 3 ^{1/2} "		1047mm (3' 5 ^{1/4} "		2100mm (6' 10 ^{1/2} "	
LENGTH	PART	PRICE	PART	PRICE	PART	PRICE
1.0M (3' 3")	MBT1007EW	£11.97	MBT1010EW	£17.90	MBT1021EW	£35.91
1.5M (4' 11")	MBT1507EW	£17.96	MBT1510EW	£26.84	MBT1521EW	£53.87
2.0M (6' 6")	MBT2007EW	£23.94	MBT2010EW	£35.79	MBT2021EW	£71.82
2.5M (8' 2")	MBT2507EW	£29.93	MBT2510EW	£44.74	MBT2521EW	£89.78
3.0M (9' 10")	MBT3007EW	£35.91	MBT3010EW	£53.69	MBT3021EW	£107.73
3.5M (11' 6")	MBT3507EW	£41.90	MBT3510EW	£62.63	MBT3521EW	£125.69
4.0M (13' 1")	MBT4007EW	£47.88	MBT4010EW	£71.58	MBT4021EW	£143.64
5.0M (16' 5")	MBT5007EW	£65.84	MBT5010EW	£98.42	MBT5021EW	£197.51
6.0M (19' 8")	MBT6007EW	£79.00	MBT6010EW	£118.11	MBT6021EW	£237.01

SHEET END CLOSURE



For 16mm sheets Used as endcaps at both ends of the sheet

COLOUR	WHITE		BROWN	
	LENGTH	PART	PRICE	PART
1050mm	UT10WH	£2.69	UT10BR	£3.14
	2100mm	UT21WH	£5.12	UT21BR

FIXING BUTTONS

Pack of 10
For 16mm sheets



WHITE		BROWN	
PART	PRICE	PART	PRICE
B16WH	£5.21	B16BR	£5.39

25mm CLEAR / BRONZE / OPAL WHITE NINE-WALL POLYCARBONATE

3.0
KG/sq.m

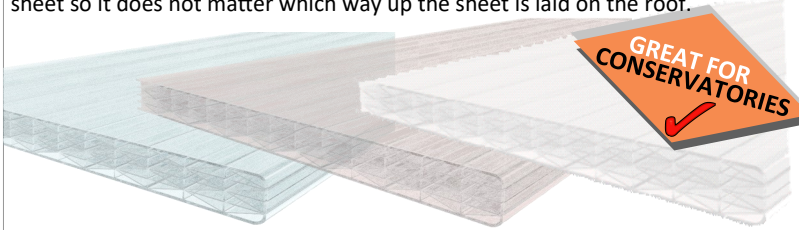
1.4
"U" VALUE

UV
PROTECTION
Both sides

Lexan Tough
Polycarbonate Sheet
Virtually Unbreakable

C&A are proud to introduce these 25mm sheets with their cutting-edge technology. With insulation values better than some 35mm sheets, the number of finely divided cells also adds to the sheet's rigidity allowing wider spans between glazing bars (max 1200mm without purlins).

Another great factor to our 25mm sheet is, unlike the majority of other multiwall polycarbonate sheeting, it has anti-UV coating on BOTH SIDES of the sheet so it does not matter which way up the sheet is laid on the roof.



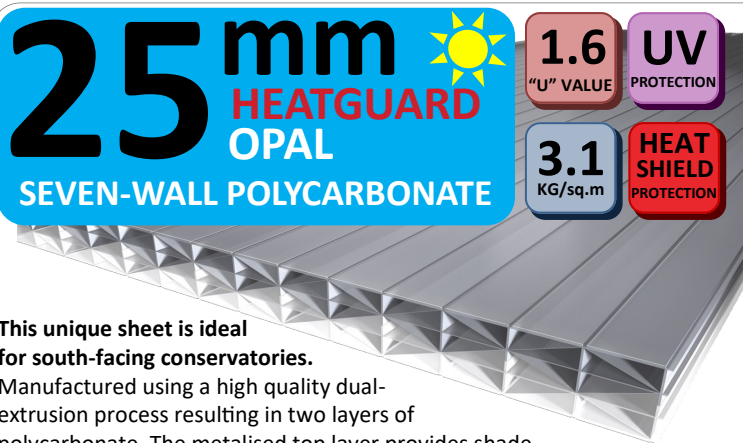
FINEST		25mm BRONZE					
		695mm (2' 3^{3/8}")		1045mm (3' 5^{1/8}")		2090mm (6' 10")	
WIDTH	▶						
LENGTH	▼	PART	PRICE	PART	PRICE	PART	PRICE
1.0M (3'3")		MFQ1007BR	£17.73	MFQ1010BR	£26.51	MFQ1021BR	£53.19
1.5M (4'11")		MFQ1507BR	£26.60	MFQ1510BR	£39.76	MFQ1521BR	£79.79
2.0M (6'6")		MFQ2007BR	£35.46	MFQ2010BR	£53.02	MFQ2021BR	£106.39
2.5M (8'2")		MFQ2507BR	£44.33	MFQ2510BR	£66.27	MFQ2521BR	£132.99
3.0M (9'10")		MFQ3007BR	£53.19	MFQ3010BR	£79.53	MFQ3021BR	£159.58
3.5M (11'6")		MFQ3507BR	£62.06	MFQ3510BR	£92.78	MFQ3521BR	£186.18
4.0M (13'1")		MFQ4007BR	£72.79	MFQ4010BR	£108.83	MFQ4021BR	£218.38
5.0M (16'5")		MFQ5007BR	£97.99	MFQ5010BR	£146.50	MFQ5021BR	£293.97
6.0M (19'8")		MFQ6007BR	£117.59	MFQ6010BR	£175.79	MFQ6021BR	£352.76

FINEST		25mm CLEAR					
		695mm (2' 3^{3/8}")		1045mm (3' 5^{1/8}")		2090mm (6' 10")	
LENGTH	▼	PART	PRICE	PART	PRICE	PART	PRICE
1.0M (3'3")		MFQ1007CL	£16.12	MFQ1010CL	£24.10	MFQ1021CL	£48.36
1.5M (4'11")		MFQ1507CL	£24.18	MFQ1510CL	£36.15	MFQ1521CL	£72.54
2.0M (6'6")		MFQ2007CL	£32.24	MFQ2010CL	£48.20	MFQ2021CL	£96.72
2.5M (8'2")		MFQ2507CL	£40.30	MFQ2510CL	£60.25	MFQ2521CL	£120.90
3.0M (9'10")		MFQ3007CL	£48.36	MFQ3010CL	£72.30	MFQ3021CL	£145.08
3.5M (11'6")		MFQ3507CL	£56.42	MFQ3510CL	£84.35	MFQ3521CL	£169.26
4.0M (13'1")		MFQ4007CL	£66.18	MFQ4010CL	£98.93	MFQ4021CL	£198.53
5.0M (16'5")		MFQ5007CL	£89.08	MFQ5010CL	£133.18	MFQ5021CL	£267.25
6.0M (19'8")		MFQ6007CL	£106.90	MFQ6010CL	£159.81	MFQ6021CL	£320.70

FINEST		25mm OPAL WHITE					
		695mm (2' 3^{3/8}")		1045mm (3' 5^{1/8}")		2090mm (6' 10")	
LENGTH	▼	PART	PRICE	PART	PRICE	PART	PRICE
1.0M (3'3")		MFQ1007WH	£17.73	MFQ1010WH	£26.51	MFQ1021WH	£53.19
1.5M (4'11")		MFQ1507WH	£26.60	MFQ1510WH	£39.76	MFQ1521WH	£79.79
2.0M (6'6")		MFQ2007WH	£35.46	MFQ2010WH	£53.02	MFQ2021WH	£106.39
2.5M (8'2")		MFQ2507WH	£44.33	MFQ2510WH	£66.27	MFQ2521WH	£132.99
3.0M (9'10")		MFQ3007WH	£53.19	MFQ3010WH	£79.53	MFQ3021WH	£159.58
3.5M (11'6")		MFQ3507WH	£62.06	MFQ3510WH	£92.78	MFQ3521WH	£186.18
4.0M (13'1")		MFQ4007WH	£72.79	MFQ4010WH	£108.83	MFQ4021WH	£218.38
5.0M (16'5")		MFQ5007WH	£97.99	MFQ5010WH	£146.50	MFQ5021WH	£293.97
6.0M (19'8")		MFQ6007WH	£117.59	MFQ6010WH	£175.79	MFQ6021WH	£352.76

25mm HEATGUARD OPAL

SEVEN-WALL POLYCARBONATE



1.6 "U" VALUE	UV PROTECTION
3.1 KG/sq.m	HEAT SHIELD PROTECTION

This unique sheet is ideal for south-facing conservatories.

Manufactured using a high quality dual-extrusion process resulting in two layers of polycarbonate. The metalised top layer provides shade and reflects solar heat, whilst the bottom Opal tinted layer provides evenly diffused light below and reflects artificial light.


BONUS HEATGUARD OPAL

MIN SUNLIGHT MIN VISION



WIDTH	700mm (2' 3 ^{1/2} ")		1047mm (3' 5 ^{1/4} ")		2100mm (6' 10 ^{1/2} ")	
LENGTH	PART	PRICE	PART	PRICE	PART	PRICE
1.0M (3' 3")	MBQ1007HO	£19.57	MBQ1010HO	£29.26	MBQ1021HO	£58.72
1.5M (4' 11")	MBQ1507HO	£29.36	MBQ1510HO	£43.89	MBQ1521HO	£88.07
2.0M (6' 6")	MBQ2007HO	£39.14	MBQ2010HO	£58.52	MBQ2021HO	£117.43
2.5M (8' 2")	MBQ2507HO	£48.93	MBQ2510HO	£73.15	MBQ2521HO	£146.79
3.0M (9' 10")	MBQ3007HO	£58.72	MBQ3010HO	£87.78	MBQ3021HO	£176.15
3.5M (11' 6")	MBQ3507HO	£68.50	MBQ3510HO	£102.41	MBQ3521HO	£205.51
4.0M (13' 1")	MBQ4007HO	£84.16	MBQ4010HO	£125.82	MBQ4021HO	£252.48
5.0M (16' 5")	MBQ5007HO	£105.20	MBQ5010HO	£157.27	MBQ5021HO	£315.60
6.0M (19' 8")	MBQ6007HO	£126.24	MBQ6010HO	£188.73	MBQ6021HO	£378.72

25mm SHEET ACCESSORIES




Sealing tapes are applied to both the top and bottom of the sheets.


The aluminium tape towards the top end (wall) and the vent tape is applied at the bottom end (gutter)

SEALING TAPES

10M roll
For 25mm sheets




Aluminium Tape		Ventilation Tape	
PART	PRICE	PART	PRICE
TA25	£2.69	TV25	£9.44



Sheet End Closures are used to cover and prolong the life of the vent tape.

This finishes the sheet and matches the other PVC profiles.

SHEET END CLOSURE



For 25mm sheets Used as endcaps at both ends of the sheet

COLOUR	WHITE		BROWN		
	LENGTH	PART	PRICE	PART	PRICE
1050mm	2100mm	UQ10WH	£3.14	UQ10BR	£3.50
	2100mm	UQ21WH	£5.84	UQ21BR	£6.29

FIXING BUTTONS

Pack of 10
For 25mm sheets



WHITE		BROWN	
PART	PRICE	PART	PRICE
B25WH	£5.30	B25BR	£5.57

35mm CLEAR - BRONZE - OPAL WHITE SEVEN-WALL POLYCARBONATE

1.2
"U" VALUE3.8
KG/sq.mUV
PROTECTION

Our range of 35mm sheets have excellent Insulation Values and are all manufactured to an extremely high specification. With CLEAR, BRONZE and OPAL WHITE options, we offer the best choices to suit the majority of Conservatories—part-shaded, overlooked or in full sunlight.



SUITABLE FOR USE WITH:

▶ AVON Glazing Bars ▶ YORK Glazing Bars ▶ VALE Glazing Bars

SIZE	BONUS 35mm CLEAR				BONUS 35mm BRONZE				BONUS 35mm OPAL WHITE									
WIDTH ▶	700mm (2' 3 ^{1/2} ")		1047mm (3' 5 ^{1/2} ")		2100mm (6' 10 ^{1/2} ")		700mm (2' 3 ^{1/2} ")		1047mm (3' 5 ^{1/2} ")		2100mm (6' 10 ^{1/2} ")		700mm (2' 3 ^{1/2} ")		1047mm (3' 5 ^{1/2} ")		2100mm (6' 10 ^{1/2} ")	
LENGTH ▼	PART	PRICE	PART	PRICE	PART	PRICE	PART	PRICE	PART	PRICE	PART	PRICE	PART	PRICE	PART	PRICE	PART	PRICE
1.0M (3'3")	MBK1007CL	£20.72	MBK1010CL	£30.98	MBK1021CL	£62.16	MBK1007BR	£22.79	MBK1010BR	£34.08	MBK1021BR	£68.38	MBK1007WH	£22.79	MBK1010WH	£34.08	MBK1021WH	£68.38
1.5M (4'11")	MBK1507CL	£32.72	MBK1510CL	£48.91	MBK1521CL	£98.15	MBK1507BR	£35.99	MBK1510BR	£53.80	MBK1521BR	£107.97	MBK1507WH	£35.99	MBK1510WH	£53.80	MBK1521WH	£107.97
2.0M (6'6")	MBK2007CL	£43.62	MBK2010CL	£65.22	MBK2021CL	£130.87	MBK2007BR	£47.99	MBK2010BR	£71.74	MBK2021BR	£143.96	MBK2007WH	£47.99	MBK2010WH	£71.74	MBK2021WH	£143.96
2.5M (8'2")	MBK2507CL	£54.53	MBK2510CL	£81.52	MBK2521CL	£163.59	MBK2507BR	£59.98	MBK2510BR	£89.67	MBK2521BR	£179.95	MBK2507WH	£59.98	MBK2510WH	£89.67	MBK2521WH	£179.95
3.0M (9'10")	MBK3007CL	£65.44	MBK3010CL	£97.83	MBK3021CL	£196.31	MBK3007BR	£71.98	MBK3010BR	£107.61	MBK3021BR	£215.94	MBK3007WH	£71.98	MBK3010WH	£107.61	MBK3021WH	£215.94
3.5M (11'6")	MBK3507CL	£76.34	MBK3510CL	£114.13	MBK3521CL	£229.03	MBK3507BR	£83.98	MBK3510BR	£125.54	MBK3521BR	£251.93	MBK3507WH	£83.98	MBK3510WH	£125.54	MBK3521WH	£251.93
4.0M (13'1")	MBK4007CL	£87.25	MBK4010CL	£130.44	MBK4021CL	£261.74	MBK4007BR	£95.97	MBK4010BR	£143.48	MBK4021BR	£287.92	MBK4007WH	£95.97	MBK4010WH	£143.48	MBK4021WH	£287.92
5.0M (16'5")	MBK5007CL	£117.24	MBK5010CL	£175.27	MBK5021CL	£351.72	MBK5007BR	£128.96	MBK5010BR	£192.80	MBK5021BR	£386.89	MBK5007WH	£128.96	MBK5010WH	£192.80	MBK5021WH	£386.89
6.0M (19'8")	MBK6007CL	£140.69	MBK6010CL	£210.33	MBK6021CL	£422.06	MBK6007BR	£154.76	MBK6010BR	£231.36	MBK6021BR	£464.27	MBK6007WH	£154.76	MBK6010WH	£231.36	MBK6021WH	£464.27

+ SHEET FITTINGS
FOR 35mm
SHEETS

SHEET END CLOSURE FOR 35mm SHEETS

COLOUR ▶	WHITE	
LENGTH ▼	PART	PRICE
1M	UK98WH	£5.39
2.1M	UK21WH	£9.44



SEALING BUTTONS

Pack of 10 for 35mm

WHITE		BROWN	
PART	PRICE	PART	PRICE
B35WH	£5.93	B35BR	£6.29

SEALING TAPES

10m Roll for 35mm

Aluminium		Ventilation	
PART	PRICE	PART	PRICE
TA35	£2.87	TV35	£10.24



16mm CLEAR

marlon Clickloc


Easy-Fit Polycarbonate Panel



EASY-FIT POLYCARBONATE ROOFING PANELS

Marlon Clickloc is an easy-fit roofing panel which provides the ideal DIY roofing solution for Verandas, Canopies or Car Ports. Requiring no glazing bars, the easy-fit panels simply click and lock together to provide an instant roof. Perfect for DIY use, only standard tools are required to install. Simply cut panels to the required length, screw into place, click and lock the next panel and repeat, then finish with a U profile. The panels are manufactured from impact resistant polycarbonate which is hardwearing, durable and long-lasting. This frosted sheet has added UV protection so that you can enjoy the great outdoors whilst being protected from the harmful effects of the sun.

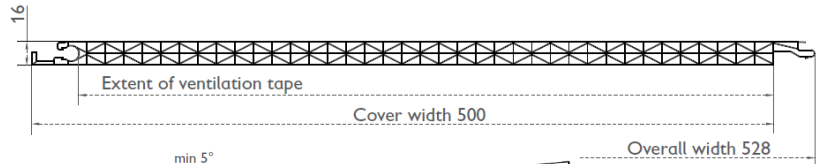
Cover Width		
500mm (1' 7½")		
LENGTH ▼	PART	PRICE
2.0M (6'6")	MCT20CL	£26.62
2.5M (8'2")	MCT25CL	£33.28
3.0M (9'10")	MCT30CL	£39.93
3.5M (11'6")	MCT35CL	£46.59
4.0M (13'1")	MCT40CL	£53.24
5.0M (16'5")	MCT50CL	£76.54
6.0M (19'8")	MCT60CL	£91.84



Trims & Accessories

DESCRIPTION	PART	PRICE
Edge Profile "F" Trim 6M	MCTF6AL	£39.60
End Profile "U" Trim 3M	MCTU3AL	£12.99
Channel Washer pk5	MCTWB	£1.99
Channel Washer pk50	MCTWB50	£14.99
16mm Vent Tape 10M Roll	TV16	£8.09
Pan Head S/S Screws pk25	SR15	£3.49

SPANNING	
PURLIN CENTRES	LOAD (N/M ²)
800mm	1000
1000mm	750
1200mm	500



KEY BENEFITS


- Easy to handle
- Light in weight
- Speedy assembly
- Very strong
- Impact resistant
- UV protected

APPLICATIONS

- Carports
- Pool covers
- Canopies
- Veranda covers
- Patio covers
- Lean-toos

SPECIFICATION

- 66% Light Transmission
- U-Value 2.0W/m²K
- Canopies



SILICON SPRAY 400ml

Used to lubricate the click joint to ease installation.



PART	PRICE
SS	£3.50

16mm CLICKLOC

Handling Sheets

> Polycarbonate sheets have temporary plastic cover films on their surface each side to protect them from marks or scratches.

> Plastic cover films also indicate which face is the upper side with the UV protection—this will normally be the film printed with writing.

> As it is almost impossible to otherwise tell the two sides apart, **DO NOT REMOVE** the cover film until the sheet is being laid on the roof.



Cutting Sheets

> Polycarbonate sheets can be easily trimmed using a fine bladed/ toothed handsaw. Power saws should be used with caution and are generally not recommended unless experienced in working with plastics.

> When cutting, support both sides of the cut and saw at a shallow angle with light pressure.

> For long cuts, overlay the approximate cut line with masking tape so an accurate line can be marked.

> Sheet debris from cutting can be removed from the cells with compressed air or a powerful vacuum cleaner.



Sheet Storage

> Polycarbonate sheets stored outside in the open must have sheet ends taped up to prevent insects, debris or moisture invading the cells.

> Stacks of polycarbonate sheets should be covered with a light proof sheet to prevent distortion by magnified sunlight.



+ WE ARE HERE TO HELP!

Simply call us on 01634 374444 or email cs@cabp.co.uk with any issues and we will try to help there and then. Most queries can be resolved in a single phone call.


Online Resources www.cabp.co.uk

Getting better information has become easier with the Internet, so if you require more information then take a look at our website where you will find various product information and data sheets with the products.

> **DATA SHEETS**—There is a wealth of additional information about our products, including Multiwall Polycarbonate sheeting, that can be found online on our website. Our data sheets can be found under a product's **documents** tab shown on each product's page. This will provide any further product details that we often have direct from the manufacturers themselves.

> **PRODUCT VIDEOS**—In addition to the product information we have written online, you can also view related videos found with the product. You will find a selection of guides and instructions to help with your installation.

Installation Guide & Assembly Video Online

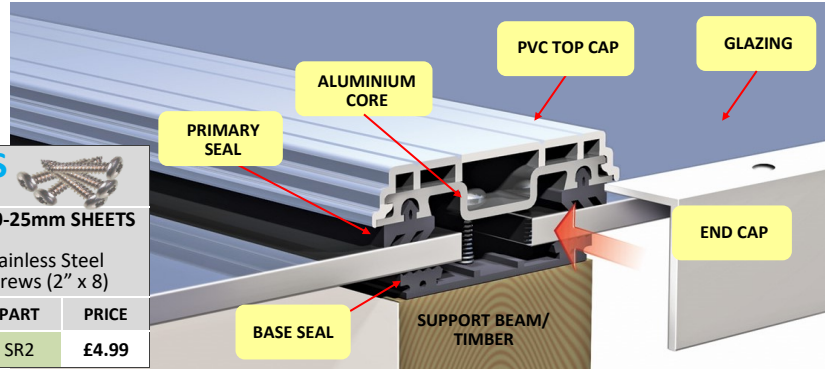


VALE GLAZING BAR

THE SIMPLE SOLUTION FOR ALL FLAT SHEET ROOFING

- ▶ C&A's own design
- ▶ One-Size-Fits-All design
- ▶ Use with ALL flat sheet glazing roofing materials
- ▶ In WHITE or BROWN

The **VALE** Glazing Bar is a simple yet hugely popular product allowing users to join ANY glazing sheet material of ANY thickness, with a strong aluminium core and plastic capping. Initially designed for joining Glass panels on lean-to roofs, this bar has also proven very popular with the use of polycarbonate sheeting.



VALE GLAZING BARS

COMPRISING:
1x PVC Cover Cap, 1x Aluminium Core, 2x Primary Top Seals and 1x Base Seal

COLOUR	WHITE		BROWN	
	LENGTH	PART	PRICE	PRICE
2.0M (6' 6")	VB20WH	£16.05	VB20BR	£17.51
3.0M (9' 10")	VB30WH	£24.08	VB30BR	£26.26
4.0M (13' 1")	VB40WH	£33.56	VB40BR	£36.57
6.0M (19' 8")	VB60WH	£48.16	VB60BR	£52.53

BAR END CAP	PART	PRICE	PART	PRICE
	VECW	£1.65	VECB	£1.81

BAR FIXINGS

Pack of 25

0-10mm SHEETS

Stainless Steel Screws (1^{1/2}" x 8)

PART	PRICE
SR15	£3.99

10-25mm SHEETS

Stainless Steel Screws (2" x 8)

PART	PRICE
SR2	£4.99

USE WITH ANY THICKNESS


The **VALE** Bar can accept any thickness sheet — all that is needed is a long enough screw! The **draw back** to this is care needs to be taken to ensure that the **VALE** Bar is not over-tightened which may cause damage to the glazing sheets. Once secured the PVC Cover Cap clips on ensuring that water can not enter the fixing channel or leak through the roof.

FIXING VALE BARS DOWN

Frames should be flat and stable, made of timber or metal and be at least 45mm wide. The Aluminium Core is screwed on top of the Base Seal every 400mm. At the lower (gutter) end of the roof, bars can overhang the Support Beam by 50mm.

BARREL VAULTED ROOFS

The **VALE** bar is ideal for use in barrel vaulted roofs where the structural frame is shaped to a curve. This is because the bar can be pulled to the correct curvature using the fixing screws to a minimum 3 metre radius curve.



RUBBER SEALS/ GASKETS

The **VALE** Bar is C&A's only Frame Supported Bar which uses rubber Gaskets. The bar consists of a Base Seal which is glued to the supporting beam/ timber, then the screwed down Aluminium Core which houses a further two Primary Seals.

ROOF EDGES/ END BARS

Due to the **VALE** Bar's ability to accept any thickness sheet, we do not supply an End Bar Infill as with our other Glazing Bar Systems. Instead, a packing piece (normally made of timber) is required on the open side of the end bar the same thickness as the glazing material to ensure the end bar is stable and rigid (Fig 1). If polycarbonate is being used the sheet can span across the entire bar, which can be fastened through the sheet itself (Fig 2).

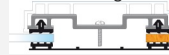



Figure 1. End Bar when using glass sheet



Figure 2. End Bar when using polycarbonate sheet

EDEN GLAZING BAR

ALL UPVC
THE ECONOMY BAR



- ▶ **C&A** 's own design
- ▶ Frame Supported
- ▶ For 4mm, 6mm, 8mm & 10mm Polycarbonate sheets

EDEN Bars are 50mm wide.

The base section of our bars should be fixed every 400mm along its length. We recommend that only stainless steel screws should be used.

Our new EDEN frame supported glazing bar system for multiwall polycarbonate sheets is specially designed to be a **LOW COST** choice.

Manufactured entirely of UPVC with a rubber lipped top cap and base section, the EDEN bar has a single screw fixing through the front and includes drainage channels to allow for excess water run off.

Easy to assemble: simply screw base to supporting timbers and use the push clip system to secure the top cap

SHEET ACCESSORIES			
Sheet End Closure	LENGTH	PART	PRICE
10mm White	1.05M	UE10WH	£2.24
	2.1M	UE21WH	£4.04
Sealing Tapes			
Aluminium Vent	10M	TA10	£1.79
	10M	TV10	£5.39

EDEN GLAZING BARS

COLOUR	WHITE	
LENGTH	PART	PRICE
2.0M (6' 6")	EB20WH	£10.68
2.5M (8' 2")	EB25WH	£13.31
3.0M (9' 10")	EB30WH	£15.95
3.5M (11' 6")	EB35WH	£18.63
4.0M (13' 1")	EB40WH	£21.27
5.0M (16' 5")	EB50WH	£27.92
6.0M (19' 8")	EB60WH	£33.50

END BAR INFILL 10mm

COLOUR	WHITE	
LENGTH	PART	PRICE
2.0M (6' 6")	HBE20WH	£5.75
3.0M (9' 10")	HBE30WH	£8.62
4.0M (13' 1")	HBE40WH	£11.50
6.0M (19' 8")	HBE60WH	£17.24

EDEN BAR ENDCAP

Includes fixings

WHITE	
PART	PRICE
HECWH	£1.56

EAVES FILLER

1M foam strips 10Pk

PART	PRICE
AEF	£7.19

FIXING BUTTONS

Packs of 10

WHITE	
PART	PRICE
B10WH	£5.03

BAR FIXINGS

1" Round Head Screws Pack of 25

PART	PRICE
SR1	£1.99

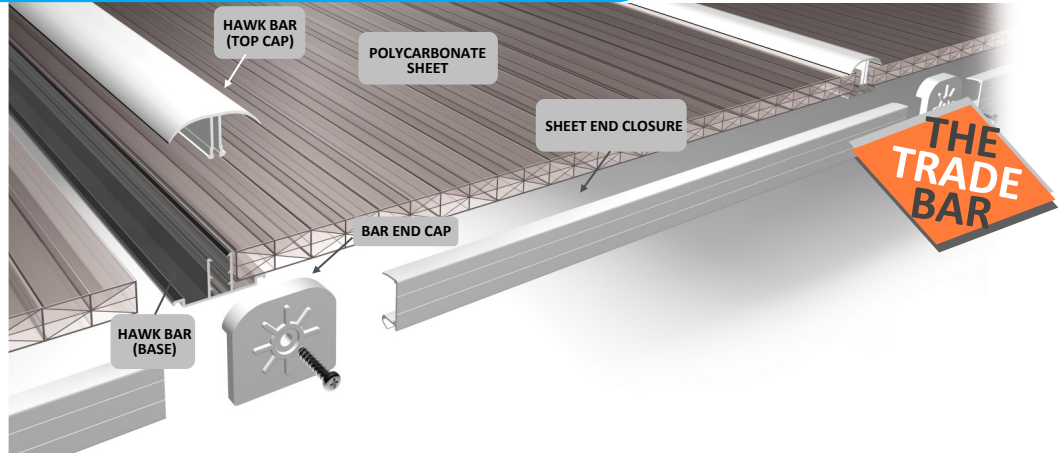
HAWK GLAZING BAR

- ▶ C&A's own design
- ▶ Frame Supported
- ▶ For 10mm, 16mm, 25mm Polycarbonate Sheets

The Glazing Bar aimed for the Trade, the *HAWK* Bar's design is simple yet strong with an Aluminium Base section.

The *HAWK* Bar is easy to install and visually unobtrusive with a slim 48mm wide base section and low profile PVC top cap.

C&A's well proven design of drainage channels and sealed centre sections for leak-proof fixings within the Aluminium Core are great features of the *HAWK* Bar.



HAWK GLAZING BARS

AVAILABLE IN WHITE ONLY

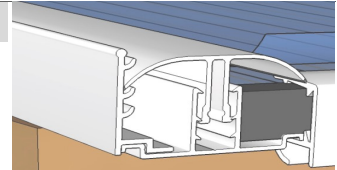
The base section should be fixed every 400mm along its length.

LENGTH	PART	PRICE
2.0M (6' 6")	HB20WH	£13.62
3.0M (9' 10")	HB30WH	£18.07
4.0M (13' 1")	HB40WH	£24.10
6.0M (19' 8")	HB60WH	£40.16

HAWK END BAR INFILLS

Universal trim fits into the gap in the End Bar's outer edge

LENGTH	PART	PRICE
2.0M (6' 6")	HBE20WH	£4.99
3.0M (9' 10")	HBE30WH	£7.49
4.0M (13' 1")	HBE40WH	£10.49
6.0M (19' 8")	HBE60WH	£16.99



F TRIM

To frame/seal roof edges

LENGTH	10mm		16mm		25mm	
	PART	PRICE	PART	PRICE	PART	PRICE
2.0M (6' 6")	FE20WH	£4.99	FT20WH	£5.48	FQ20WH	£5.99
3.0M (9' 10")	FE30WH	£7.49	FT30WH	£7.99	FQ30WH	£8.99
4.0M (13' 1")	FE40WH	£10.49	FT40WH	£11.49	FQ40WH	£12.49
6.0M (19' 8")	FE60WH	£16.99	FT60WH	£17.99	FQ60WH	£18.99



HAWK BAR END CAP

Includes fixing



PART	PRICE
HECWH	£1.69

BAR FIXINGS

Pack of 25

1 1/4" Counter-sunk Screws



PART	PRICE
SC12	£3.05

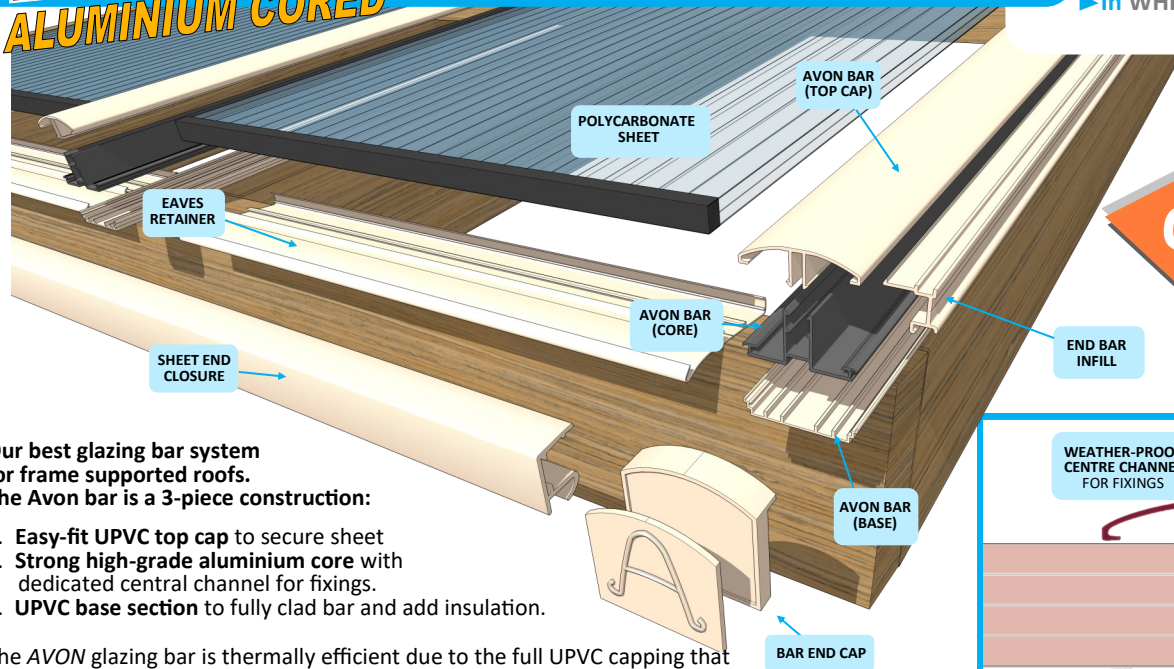
HAWK GLAZING BAR

AVON

ALUMINIUM CORED

GLAZING BAR

- ▶ C&A's own design
- ▶ Frame Supported
- ▶ For 16mm, 25mm, 35mm & sheets
- ▶ In WHITE or BROWN



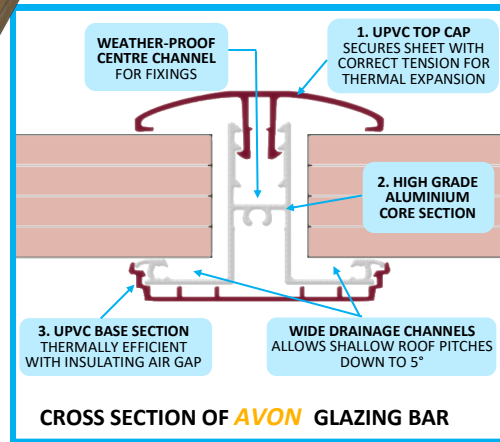
Our best glazing bar system for frame supported roofs. The Avon bar is a 3-piece construction:

1. Easy-fit UPVC top cap to secure sheet
2. Strong high-grade aluminium core with dedicated central channel for fixings.
3. UPVC base section to fully clad bar and add insulation.

The AVON glazing bar is thermally efficient due to the full UPVC capping that includes an insulating air gap in the base section. The bar also has wide side channels to drain moisture away, making this bar a top choice for roofing projects such as conservatories.

The AVON bar is 58mm wide to ensure wide fluted sheets are correctly secured and are available with two different cores for a range of sheet acceptance:

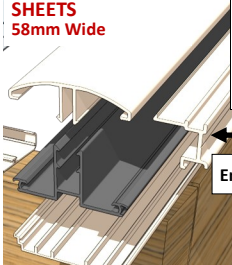
16mm & 25mm and **35mm** sheets.



CROSS SECTION OF AVON GLAZING BAR

AVON GLAZING BARS

FOR 16mm & 25mm
SHEETS
58mm Wide



COLOUR	WHITE				BROWN			
	LENGTH	PART	PRICE	PART	PRICE	PART	PRICE	
	2.0M (6' 6")	ATQ20WH	£19.87	ATQ20BR	£20.86			
	2.5M (8' 2")	ATQ25WH	£24.49	ATQ25BR	£25.73			
	3.0M (9' 10")	ATQ30WH	£29.39	ATQ30BR	£30.87			
	3.5M (11' 6")	ATQ35WH	£37.52	ATQ35BR	£39.25			
	4.0M (13' 1")	ATQ40WH	£44.82	ATQ40BR	£46.89			
	6.0M (19' 8")	ATQ60WH	£64.11	ATQ60BR	£67.35			

End bar infill

End bar infill

Are used on the first and last glazing bar to close off the open edge of the bar and keep the correct tension for the top cap to clip down to.

END BAR INFILLS

SHEET SIZE	16mm SHEETS				25mm SHEETS			
	COLOUR	WHITE		BROWN		WHITE		BROWN
LENGTH	PART	PRICE	PART	PRICE	PART	PRICE	PART	PRICE
2.0M (6' 6")	ET20WH	£4.96	ET20BR	£5.96	EQ20WH	£5.43	EQ20BR	£5.88
2.5M (8' 2")	ET25WH	£6.20	ET25BR	£7.45	EQ25WH	£6.79	EQ25BR	£7.35
3.0M (9' 10")	ET30WH	£7.44	ET30BR	£8.94	EQ30WH	£8.15	EQ30BR	£8.82
3.5M (11' 6")	ET35WH	£9.93	ET35BR	£10.04	EQ35WH	£9.50	EQ35BR	£10.30
4.0M (13' 1")	ET40WH	£10.55	ET40BR	£11.91	EQ40WH	£11.54	EQ40BR	£12.40
6.0M (19' 8")	ET60WH	£16.28	ET60BR	£17.87	EQ60WH	£17.82	EQ60BR	£19.08

AVON BAR END CAPS

FOR 16mm & 25mm SHEETS Includes fixings



WHITE		BROWN	
PART	PRICE	PART	PRICE
AECWH	£1.64	AECBR	£1.76

BAR FIXINGS FOR 16mm & 25mm SHEETS

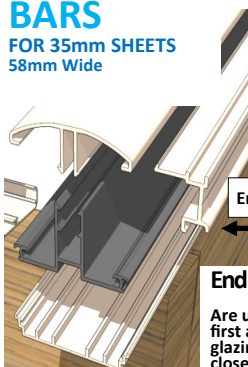


PART	PRICE
SR12	£2.99

1 1/4" Round-headed Screws
Pack of 25

AVON GLAZING BARS

FOR 35mm SHEETS
58mm Wide



COLOUR	WHITE			BROWN		
	LENGTH	PART	PRICE	PART	PRICE	
	2.0M (6' 6")	AKN20WH	£26.36	AKN20BR	£27.35	
	2.5M (8' 2")	AKN25WH	£32.95	AKN25BR	£34.19	
	3.0M (9' 10")	AKN30WH	£39.56	AKN30BR	£41.05	
	3.5M (11' 6")	AKN35WH	£46.13	AKN35BR	£47.86	
	4.0M (13' 1")	AKN40WH	£55.14	AKN40BR	£57.21	
	6.0M (19' 8")	AKN60WH	£86.30	AKN60BR	£89.53	

End bar infill

End bar infill

Are used on the first and last glazing bar to close off the open edge of the bar and keep the correct tension for the top cap to clip down to.

SHEET SIZE	35mm SHEETS				
	COLOUR	WHITE		BROWN	
LENGTH	PART	PRICE	PART	PRICE	
2.0M (6' 6")	EK20WH	£5.75	EK20BR	£6.97	
2.5M (8' 2")	EK25WH	£7.18	EK25BR	£8.71	
3.0M (9' 10")	EK30WH	£8.62	EK30BR	£10.45	
3.5M (11' 6")	EK35WH	£10.06	EK35BR	£12.19	
4.0M (13' 1")	EK40WH	£12.21	EK40BR	£13.94	
6.0M (19' 8")	EK60WH	£18.86	EK60BR	£20.90	

AVON BAR END CAPS

FOR 35mm SHEETS Includes fixings



WHITE		BROWN	
PART	PRICE	PART	PRICE
AKNECWH	£1.89	AKNECBR	£2.06

BAR FIXINGS FOR 35mm SHEETS



PART	PRICE
SR2	£4.99

2" Round-headed Screws
Pack of 25

PVC WALL FLASHING

COLOUR	WHITE		BROWN		
	LENGTH	PART	PRICE	PART	PRICE
	2.0M (6' 6")	PF20WH	£5.80	PF20BR	£6.37
	3.0M (9' 10")	PF30WH	£8.69	PF30BR	£9.57
	4.0M (13' 1")	PF40WH	£11.59	PF40BR	£12.75

EAVES FILLER

Foam filler strips 10Pk
PART AEF PRICE £7.19



Size: L 1000mm x
W 20mm x D 12mm

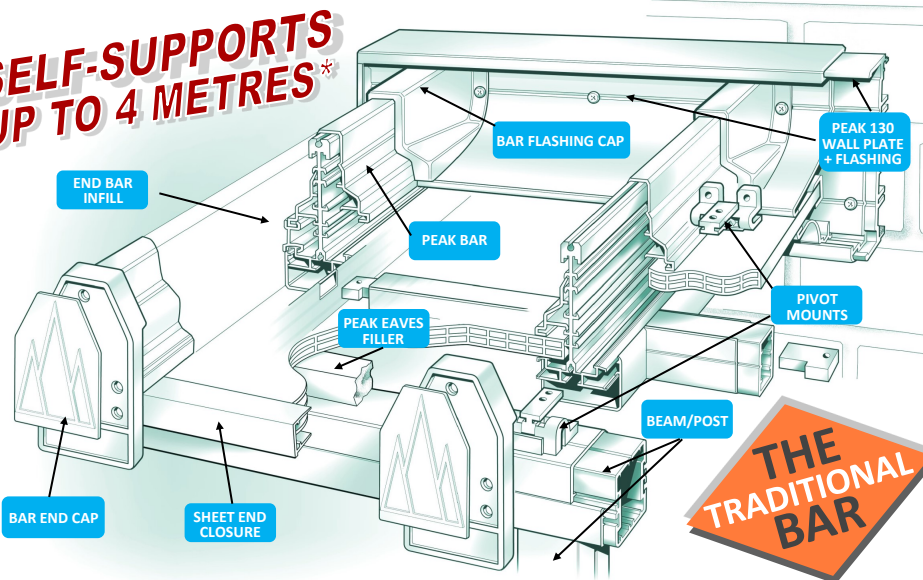
PEAK 100 GLAZING BAR

- C&A's proven own design
- Self Supporting up to 4M*
- For 16mm and 25mm Polycarbonate sheets

The **PEAK 100** self-supporting glazing bar system is capable of spanning an impressive 4 metres and is also one of C&A's most complete designs with full UPVC capping, plus additional trims, flashing and structural components.

PEAK 100 Bars have a load-bearing high quality aluminium core, allowing the length of mono-pitch roofs to extend up to approximately 4 metres (*see spanning table on Page 23 for details). Other aluminium components of this system, such as the wall plates and beams/posts, also aid to its strength and durability and are concealed behind UPVC capping, which not only improves thermal insulation but that also make this roofing system visually attractive. Using the **PEAK 130** wall plate, the bars are connected to the host building with pivot mounts, whilst fixed at the other end to the **PEAK 60** beam/post.

SELF-SUPPORTS UP TO 4 METRES*

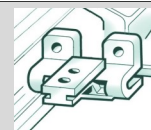


PEAK 100 GLAZING BARS

COLOUR	WHITE	
LENGTH	PART	PRICE
2.0M (6' 6")	P120WH	£48.99
2.5M (8' 2")	P125WH	£61.27
3.0M (9' 10")	P130WH	£76.51
3.5M (11' 6")	P135WH	£88.49
4.0M (13' 1")	P140WH	£103.39
6M BARS ARE NOT SELF-SUPPORTING		
6.0M (19' 8")	P160WH	£157.65

PEAK 100 PIVOT MOUNTS

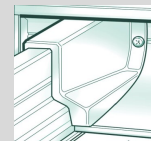
PACK OF 2
Includes fixings



WHITE	
PART	PRICE
PM2WH	£5.32

PEAK 100 BAR FLASHING CAPS

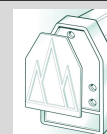
Includes fixings



WHITE	
PART	PRICE
PFCWH	£5.07

PEAK 100 BAR END CAPS

Includes fixings



WHITE	
PART	PRICE
PECWH	£2.21

PEAK 130 WALL PLATE

SIZE: 130mm HIGH x 25mm THICK when fitted

Each plate comprises: An Aluminium Core, Core Plastic covers, UPVC Sheet Flashings and a UPVC Bottom Seal Trim.

COLOUR	WHITE		
LENGTH	PART	PRICE	
2.0M (6' 6")	PW20WH	£48.34	
3.0M (9' 10")	PW30WH	£70.86	
4.0M (13' 1")	PW40WH	£94.51	

END COVERS

Pack of 2

PWEWH £2.87

WALL PLATE FIXINGS

STAINLESS STEEL FIXINGS


DESCRIPTION	PART	PRICE
4 Drills + 10x 50mm Screws + Wall plugs	PWFK	£6.95
Pack of 10 Screws + Wall plugs	PWF	£3.29

WALL FLASHING FIXINGS

DECORATIVE COLOUR MATCHING SCREWS

18mm Plastic Headed
Stainless Steel Screws
PACK OF 10

WHITE	
PART	PRICE
SP18WH	£2.88



PEAK 60 SUPPORT BEAM/ POST

ALUMINIUM WITH UPVC CAPPING

Used as horizontal Support Beams or as vertical Support Posts/ pillars.

COLOUR	WHITE		
LENGTH	PART	PRICE	
2.5M (8' 2")	PB25WH	£43.37	
3.0M (9' 10")	PB30WH	£52.07	
4.0M (13' 1")	PB40WH	£69.36	

BEAM END COVERS

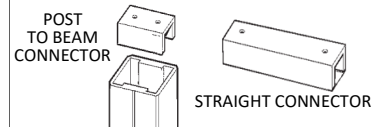
Pack of x2

PBEWH £2.16

BEAM CONNECTORS

Aluminium joining parts.

DESCRIPTION	PART	PRICE
POST TO BEAM CONNECTOR	PBEC	£3.59
STRAIGHT CONNECTOR	PBESC	£5.39

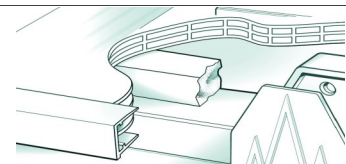


PEAK 100 EAVES FILLER

1M foam strips 10 pack

PEF £8.29

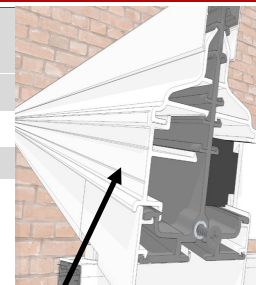
Fills any gaps between the underside of the polycarbonate sheets and the roof frame, reducing draughts & bowing on sheets.



END BAR INFILLS

To fill the gap in the end glazing bar.

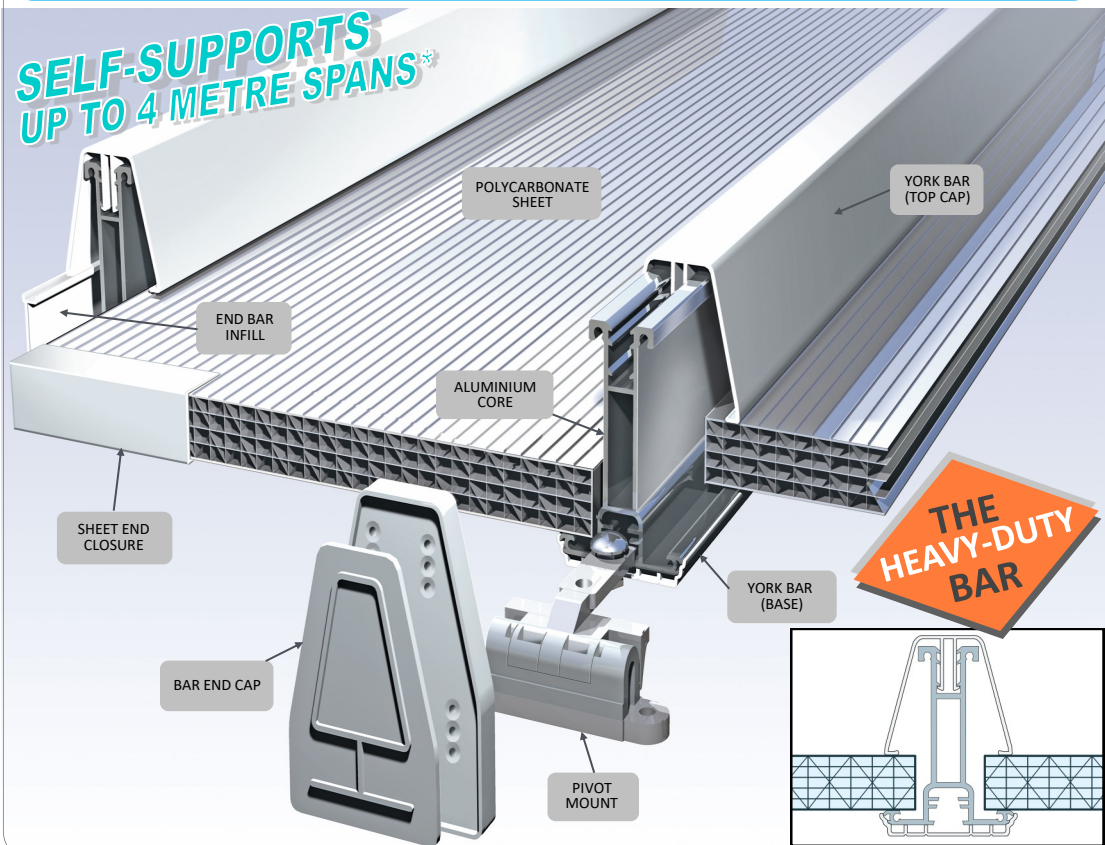
SHEET SIZE	FOR 16mm SHEETS	FOR 25mm SHEETS		
COLOUR	WHITE		WHITE	
LENGTH	PART	PRICE	PART	PRICE
2.0M (6' 6")	ET20WH	£4.96	EQ20WH	£5.43
2.5M (8' 2")	ET25WH	£6.20	EQ25WH	£6.79
3.0M (9' 10")	ET30WH	£7.44	EQ30WH	£8.15
3.5M (11' 6")	ET35WH	£9.93	EQ35WH	£9.50
4.0M (13' 1")	ET40WH	£10.55	EQ40WH	£11.54
6.0M (19' 8")	ET60WH	£16.28	EQ60WH	£17.82



End bar infill

YORK GLAZING BAR

SELF-SUPPORTS
UP TO 4 METRE SPANS*



- ▶ **C&A**'s own proven design
- ▶ Self Supporting up to 4M*
- ▶ For 16/25 & 35mm Polycarbonate sheets

Designed to satisfy a recent demand for thicker polycarbonate roof sheets that have the highest insulation standards.

These Self Supporting bars are strong enough to hold their own weight without any additional support. Use the Pivot Mounts to attach the Glazing Bars to a wall plate fitted on to the host wall, and fix the other to the front beam (gutter edge).

YORK Glazing Bars are available up to 6M in length for better optimisation when cutting to size, **(these are not self supporting)**.

The YORK system has been designed to cater for a wide variety of demands, from small span roofs where a lighter aluminium can be used to reduce cost, to large heavy duty aluminium for larger spans and thicker sheets.

> The System 7

Suitable for roofs with spans of up to 3M with 70mm high Aluminium Core.

> The System 8


Suitable for roofs with spans of up to 4M with 84mm high Aluminium Core.

*See spanning tables on Page 23.

SYSTEM 7 16mm Sheets

SYSTEM 8 25mm & 35mm Sheets

The **System 7** glazing bar has a 70mm high aluminium core and is the light weight version with spans up to a maximum of 3M. This makes the bar ideal for small roofs.



The **System 8** glazing bar has a 80mm high aluminium core and is the more robust version with spans up to a maximum of 4M without support and comes with the option of a 6M bar.

SIZE	FOR 16mm SHEETS			
COLOUR ▶	WHITE		BROWN	
LENGTH ▼	PART	PRICE	PART	PRICE
2.0M (6' 6")	Y7T20WH	£41.73	Y7T20BR	£43.10
2.5M (8' 2")	Y7T25WH	£52.17	Y7T25BR	£53.87
3.0M (9' 10")	Y7T30WH	£62.60	Y7T30BR	£64.65


END BAR INFILL				
SHEET SIZE	16mm SHEETS			
COLOUR ▶	WHITE		BROWN	
LENGTH ▼	PART	PRICE	PART	PRICE
2.0M (6' 6")	ET20WH	£4.96	ET20BR	£5.96
2.5M (8' 2")	ET25WH	£6.20	ET25BR	£7.45
3.0M (9' 10")	ET30WH	£7.44	ET30BR	£8.94

PIVOT MOUNTS FIXINGS

Used to fix the glazing bars into place at the top & bottom of bar

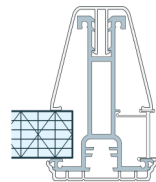
SOLD IN PACKS OF 2

WHITE		BROWN	
PART	PRICE	PART	PRICE
YM2WH	£8.45	YM2BR	£8.81



End bar infills:

Are used to finish first bar and last bar. These also act to secure the glazing bar top caps by keeping the height the same on both sides



GLAZING BAR END CAP Includes fixings.

Large front face endcap to fit all York glazing bars (16/25/35mm)



WHITE		BROWN	
PART	PRICE	PART	PRICE
YECWH	£1.91	YECBR	£2.03

SIZE	FOR 25mm & 35mm SHEETS			
COLOUR ▶	WHITE		BROWN	
LENGTH ▼	PART	PRICE	PART	PRICE
2.0M (6' 6")	Y8Q20WH	£45.07	Y8Q20BR	£46.43
2.5M (8' 2")	Y8Q25WH	£54.56	Y8Q25BR	£56.27
3.0M (9' 10")	Y8Q30WH	£65.48	Y8Q30BR	£67.53
3.5M (11' 6")	Y8Q35WH	£76.39	Y8Q35BR	£79.47
4.0M (13' 1")	Y8Q40WH	£91.27	Y8Q40BR	£94.13
6M BARS ARE NOT SELF-SUPPORTING				
6.0M (19' 8")	Y8Q60WH	£147.50	Y8Q60BR	£151.96

The System 8 York bar is ideal bar for larger roofs and we manufacture a 6M long glazing bar to cater for these special projects.

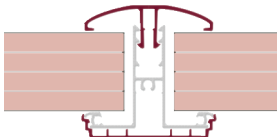
IMPORTANT: The 6M bar requires addition support when spanning large distances.

END BAR INFILLS								
SHEET SIZE	25mm SHEETS				35mm SHEETS			
COLOUR ▶	WHITE		BROWN		WHITE		BROWN	
LENGTH ▼	PART	PRICE	PART	PRICE	PART	PRICE	PART	PRICE
2.0M (6' 6")	EQ20WH	£5.43	EQ20BR	£5.88	EK20WH	£5.75	EK20BR	£6.46
2.5M (8' 2")	EQ25WH	£6.79	EQ25BR	£7.35	EK25WH	£7.18	EK25BR	£8.08
3.0M (9' 10")	EQ30WH	£8.15	EQ30BR	£8.82	EK30WH	£8.62	EK30BR	£9.69
3.5M (11' 6")	EQ35WH	£9.50	EQ35BR	£10.30	EK35WH	£10.06	EK35BR	£11.31
4.0M (13' 1")	EQ40WH	£11.54	EQ40BR	£12.40	EK40WH	£12.21	EK40BR	£13.73
6.0M (19' 8")	EQ60WH	£17.82	EQ60BR	£19.08	EK60WH	£18.86	EK60BR	£21.21

GLAZING BAR KNOW-HOW


Securing Frame-Supported Glazing Bars

EDEN, HAWK & AVON Glazing Bars utilise snap-down top caps. The base section should be screwed down every 600mm along the length through the sealed centre channel provided for fixings. This allows any water that may ingress under the top cap to run down the drainage channels on the sides of the bars.



The **EDEN & HAWK** bars must have structural support under their entire length, whilst the **AVON** with stronger aluminium core can span across purlins that are no greater than 600mm (approx. 2ft) apart. This makes them ideal as a replacement to corrugated roofs as the structure should not need changing if originally built correct and in good order.

Once the base sections are fastened to the support structure, the sheets are placed in position, ensuring the expansion gaps are included and that a vertical rib of the sheet will be encapsulated by the bar. The top cap is then pushed down into the base section and a set of retaining hooks holds the top cap in place. This can be done with a firm hand or by gently tapping with a rubber mallet. To ensure a seal, the top cap must have pressure on both sides to stop it from toppling over. Therefore if there is no sheet on one side, then a bar end Infill must be used in its place.



VALE glazing bars have a screw down top cap that is intended for the sealing (but not retaining) of glass units or solid polycarbonate. These consist of a rubber base gasket that need to be secured to the structural supports. The glazing is then placed on the base gasket and secured with a Retainer. The aluminium core section with rubber seals is then placed along the joint and fastened through the middle into the supporting structure every 300mm with the appropriate length stainless steel screw.

This should only be tightened until the gaskets are under a small amount of compression. once fastened the PVC top cover can be snapped onto the aluminium core, providing a thermal break and seal over the fixings. These bars can also be fastened to pre-rolled steel box section for the fabrication of barrel vaults.

Timbers for Frame Supported Glazing Bars

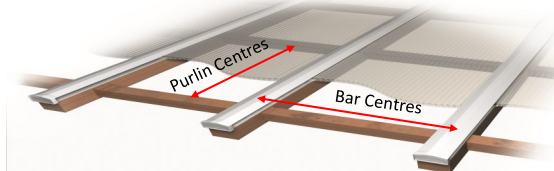
The size of the timbers will depend on many factors, including the weather conditions the roof is going to be subjected to and the quality of the timber used. **TABLE A** is a guide only. You must ensure that the support provided is suitable for your application.

TABLE A Timber rafter size guide (when at 1M centres)	LENGTH OF BAR ▼	SIZE OF TIMBER SUPPORT ▼	
		WIDTH	DEPTH
	2.0M (6' 6")	50mm (2")	100mm (4")
	3.0M (9' 10")	50mm (2")	125mm (5")
	4.0M (13' 1")	50mm (2")	150mm (6")
	5.0M (16' 4")	50mm (2")	200mm (8")

Sheet Width & Glazing Bar Spacing

The Polycarbonate sheet widths available (up to 2.1M) are much wider than they can span unsupported, but are available for better sheet optimisation when cutting. The distance between the timber supports for the sheets will depend on the sheet thickness, sheet structure, and the sheet's typical environment (this information can be found in the manufacturer's data sheets). **TABLE B** is a guide only for normal operating environments.

TABLE B Sheet spanning guide for Frame Supported Bars	SHEET THICKNESS ▶	6mm	10mm	16mm	25mm+
	MAX SPAN ▼				
	Without Purlins	600mm	700mm	1000mm	1200mm
	Purlins at 600mm	1000mm	1000mm	1500mm	1500mm



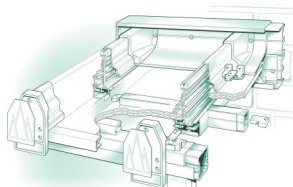
Cutting Bars & Securing Capping/ Beading

It is recommend to use hand tools when cutting our glazing bars. The aluminium and PVC sections can both be cut with a fine tooth hacksaw. When installing secure the PVC glazing caps/ beads by hand wherever possible. A rubber mallet can be used, but should be used with caution as to not cause damage.


Self Supporting Bars

PEAK 100 Bars for 16mm &, 25mm polycarbonate sheets on spans of up to 4M.

Designed for mono-pitch roofs with spans up to 4M, this very well proven glazing bar system has PVC capping on both the inside and outside for an attractive appearance and thermal insulation. An aluminium reinforced wall plate is used to secure the roof to the host building, whilst a PVC clad aluminium **PEAK 60** Beam with optional posts support the roof at the lower end. All fixings are stainless steel and where these are exposed to view, the fixings have colour matched plastic heads.



YORK Bars for 16, 25 & 35mm polycarbonate sheets on spans of up to 4M.



Designed for mono-pitched roofs, **YORK** glazing bars are available in two grades – The system 7 bar will carry 16, 25 and 40mm polycarbonate roof sheets up to spans of 3 metres, whilst the heavier gauge System 8 bar will carry 25mm and 35mm polycarbonate roof sheets up to spans of 4 metres. Designed to be quick to install with fewer components needed for each bar.

TABLE C
Bar spanning
guide for self
supporting bars

PROJECTION ▼	MAXIMUM BAR SPACING			
	YORK 7	YORK 8	PEAK 100	Sanctuary
2.0M	1200mm	1200mm	1200mm	1200mm
2.5M	1100mm	1100mm	1100mm	1200mm
3.0M	1000mm	1000mm	1000mm	1100mm
3.5M	N/A	900mm	900mm	1050mm
4.0M	N/A	700mm	700mm	1050mm

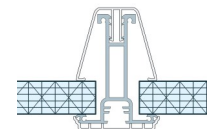
SANCTUARY Bars for 16mm polycarbonate sheets on spans up to 4M.

All-Aluminium construction, these bars are designed to be used with the dedicated wall plate and front beam of the system. These are then all riveted together to create a substantial framework.



Bar Drainage Channels

C&A bar systems specifically for polycarbonate sheets have a sheet retention system that secures the roof sheets and prevents the ingress of water without restricting the essential thermal expansion. Apart from the **VALE** Bar, all our glazing bars do not need rubber seals/ gaskets, which can weather over time and restrict sheet expansion. In extreme weather conditions strong winds may force small amounts of rainwater into the joint between the sheet and the bar's top cap which is why these bars have drainage channels immediately behind the joint leading down to the gutter.

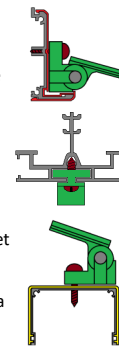


Pivot fixings for Self Supporting Bars

Because of the drainage system designed in all of C&A's glazing bars, the **PEAK** and **YORK** bars have dedicated pivot mounting systems to secure the bars without compromising the drainage.

The head of the pivot mount is slid up the bar and secured from underneath, ensuring the channels are unaffected. The base is fastened to the wall plate or front beam, through the designated holes, and the two parts are linked together with a stainless steel pin.

By being assembled round the pivoting action of the pin, the bars can be set at any angle up to 45°. It should be noted that low pitch roofs can suffer from standing water and the water blow back, increasing the chance of water penetration. It is recommended that roofs should try to be set with a minimum 15° pitch wherever possible to minimise this.



Stainless Steel Fixings

When fixing to aluminium it is important that the correct type of fixing is chosen. Stainless steel has high strength and is very resistant to corrosion making it an ideal choice for any screws, nuts, bolts or pins - C&A mostly supply these.

Untreated steel will rust and weaken over time and although zinc-plated steel has a protective coating to help protect it from rusting, it unfortunately also reacts with aluminium, causing weakness. Aluminium fixings do not suffer corrosion or reaction, but are not as strong as stainless steel.



SANCTUARY CANOPY SYSTEM *COMPLETE KITS*



- ▶ Verandas
- ▶ Carports
- ▶ Walkways
- ▶ Smoking shelters
- ▶ And more!

- ✓ Strong All-Aluminium framework construction.
 - Gloss white POWDER COATED ready to install.
- ✓ Durable 16mm CLEAR or Eco-White Polycarbonate sheets giving weather protection and shade.
- ✓ Hidden integral gutter within front beam and support posts that:
 - Minimise the space required for the structure.
 - Cut costs - no need for additional guttering.
 - Reduce risk of damage - no pipes to knock.
- ✓ Cavities in the bar, to allow for electrics to be concealed inside.
- ✓ Simple fixing system for speed and ease of installation.
- ✓ Kits come complete with Bolts, Screws, Rivets, Drill bits, Sealants, Installation guide and Rivet gun.

Additional Cost options:

- Alternative frame and sheet colours available to order. Call 01634 374444




<i>KITS</i> 16mm Clear Sheets						
ROOF WIDTH ▶	3.20M (10' 6")		4.25M (13' 11¼")		5.30M (17' 4½")	
PROJECTION ▼	PART	PRICE	PART	PRICE	PART	PRICE
2.0M (6' 6")	SC2032CL	£646.54	SC2042CL	£822.84	SC2053CL	£966.92
2.5M (8' 2")	SC2532CL	£621.70	SC2542CL	£913.62	SC2553CL	£1,095.09
3.0M (9' 10")	SC3032CL	£787.39	SC3042CL	£1020.27	SC3053CL	£1,208.00
3.5M (11' 6")	SC3532CL	£857.81	SC3542CL	£1112.49	SC3553CL	£1,320.89
4.0M (13' 1")	SC4032CL	£928.24	SC4042CL	£1,204.71	SC4053CL	£1,433.80

<i>KITS</i> 16mm Eco-White Sheets						
ROOF WIDTH ▶	3.20M (10' 6")		4.25M (13' 11¼")		5.30M (17' 4½")	
PROJECTION ▼	PART	PRICE	PART	PRICE	PART	PRICE
2.0M (6' 6")	SC2032EW	£621.70	SC2042EW	£789.72	SC2053EW	£925.53
2.5M (8' 2")	SC2532EW	£685.91	SC2542EW	£872.22	SC2553EW	£1042.52
3.0M (9' 10")	SC3032EW	£750.13	SC3042EW	£954.74	SC3053EW	£1144.92
3.5M (11' 6")	SC3532EW	£814.34	SC3542EW	£1053.62	SC3553EW	£1247.31
4.0M (13' 1")	SC4032EW	£878.56	SC4042EW	£1137.43	SC4053EW	£1349.70



SIMPLE CONSTRUCTION OF STRONG ALUMINIUM




DRAINAGE CHANNELS



INTEGRAL BEAM & GUTTER

CAVITY FOR CABLES

Installation Guide & Assembly Video Online



SANCTUARY COMPONENTS

Glass Clear Solid Polycarbonate Sheets Replacement Parts Bespoke RAL Colours

Using the parts listed on this page you can select all the component's to build the roof to your requirements. You also have the option to use any 16mm polycarbonate roof sheets including Bronze sheets which offers some shade but does not block out as much light as the Eco-White sheets but more than the clear sheets. Our sanctuary roof system is designed by us and manufactured in the UK and has been an extremely popular canopy roofing system for many years. Should you require a canopy made to a specific RAL colour then we can cater to your design. There are many options available with our sanctuary system all you need to do is call us with details and we can prepare a quote for you.

FIXINGS AND ACCESSORIES

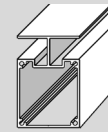
COMPONENT	PART	PRICE
POST CONNECTOR SET	SCPECSET	£8.54
WALLPLATE FIXINGS (10PK)	TFF8100	£5.39
RIVETS (100PK)	TR4812	£5.99
WHITE PAINT TOUCH UP	SCPAINT	£14.99
HAND RIVET GUN	THRG	£9.99
5mm HSS DRILLBIT	DHS5	£1.25
8mm HSS DRILL BIT	DHS8	£1.34
12mm HSS DRILL BIT	DHS12	£2.33
8mm SDS MASONARY BIT	TSDS8	£3.21
12mm SDS MASONARY BIT	TSDS12	£3.60
S/S ENDCAP SCREWS (50PK)	SR63	£3.99
SILIRUB LMN SILICONE	SRCLL	£5.79
16mm SHEET END CLOSURE	UT21WH	£5.12
16mm ALI ANTH GREY CLOSURE	UTA20AG	£8.96
16mm Vented Tape	TV16	£8.09



The Sanctuary System can be configured to suit your needs. This can include changing the glazing sheet options, extending to make larger widths, fixing back to back to make double pitched roofs (tie bars/wire may be required), pitching towards each other into a valley formation, or even used vertically in a fencing application.

Replace the Asterisk with your chosen colour
**** Colour Codes**
AG=Anthracite Grey
WH=Gloss White

GLAZING BAR



Endcaps sold separately

Replace ** with colour code		
LENGTH	PART	PRICE
2.0M (6' 6")	SCB20**	£41.29
2.5M (8' 2")	SCB25**	£51.61
3.0M (9' 10")	SCB30**	£62.94
3.5M (11' 6")	SCB35**	£72.26
4.0M (13' 1")	SCB40**	£82.58

WALL PLATE

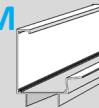
Gasket sold separately
The gasket is priced per 1M



To order the gasket calculate how many metres you require and then order that amount.

Replace ** with colour code		
LENGTH	PART	PRICE
3.20M (10' 6")	SCW32**	£55.22
4.25M (13' 11 ^{1/3} " ₃)	SCW42**	£73.32
5.30M (17' 4 ^{2/3} " ₃)	SCW53**	£91.44
1.0M Gasket	SCWGSTOCK	£1.47

FRONT BEAM



Replace ** with colour code		
LENGTH	PART	PRICE
3.20M (10' 6")	SCF32**	£128.94
4.25M (13' 11 ^{1/3} " ₃)	SCF42**	£147.13
5.30M (17' 4 ^{2/3} " ₃)	SCF53**	£183.72

SUPPORT POSTS

60mm x 60mm



Replace ** with colour code		
LENGTH	PART	PRICE
2.5M (8' 2")	SCP25**	£41.08
3.0M (9' 10")	SCP30**	£49.30

END PLATES

Replace ** with colour code



GLAZING BAR		FRONTBEAM		WALLPLATE	
PART	PRICE	PART	PRICE	PART	PRICE
SCBEP**	£3.44	SCFEP**	£5.96	SCWEP**	£5.86

Want Clear Sheets? Glass Clear Solid Polycarbonate

6mm CLEAR SOLID POLYCARBONATE

		PART	PRICE
Glass clear polycarbonate roof panels are a maximum of 3M long and used with the bar gasket. This is required to hold the sheets in place.	3.0M x 600mm x 6mm SOLID PC	SCS63006CL	£154.52
	6mm PC BAR GASKET (1.0M)	SCG6STOCK	£3.29
	6mm x 2.1M SHEET END CLOSURE	U621WH	£3.47

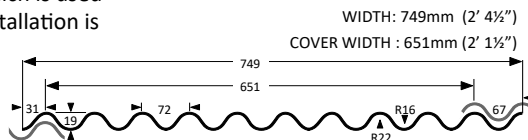
**Need Advice
Then CALL!
01634
374444**

CLEAR 3" PVC CORRUGATED — CEMENT PROFILE

3" profile sheeting is commonly used for a wide variety of roles in modern DIY. Uses include carports, greenhouses, chicken coops & garden covering - the list can go on.

Available in 2 thicknesses **0.8mm** economy grade and **1.3mm** thickness trade grade. The economy grade is used for installations that are only for short life spans or temporary cover requirements. The thicker 1.3mm trade grade has increased strength and durability which is used when a long life span or a more permanent installation is required.

All corrugated sheets are available from stock with a full range of accessories.



LENGTH	ECONOMY GRADE		TRADE GRADE 1.3mm Thick	
	PART	PRICE	PART	PRICE
1.82M (6ft)	R56CL	£11.20	R106CL	£17.63
2.44M (8ft)	R58CL	£14.98	R108CL	£23.58
3.04M (10ft)	R510CL	£18.73	R1010C	£29.43
3.64M (12ft)	R512CL	£22.47	R1012C	£35.38



3" GRP FIBRE GLASS — CEMENT PROFILE

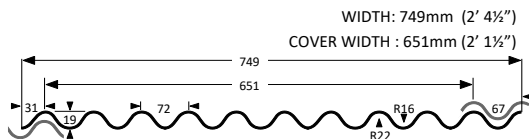
Fibreglass roof sheets have great strength and durability.

They are commonly used as roof lights in agricultural and commercial buildings. Class 3, 1.83kg Grade is designed for domestic or light commercial use. These sheets admit light but not sight and are easily trimmed to size with a fine-toothed saw. Higher grade sheeting is available for use on industrial or commercial areas.

N.B. Class 1 & Class 0 sheets can be supplied to order.



CLASS 3 (1.83Kg/M²)



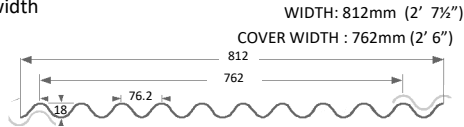
LENGTH		PART	PRICE
1.82M	(6ft)	RF336	£34.43
2.44M	(8ft)	RF338	£45.92
3.04M	(10ft)	RF3310	£57.39



CLEAR 3" IRON PROFILE POLYCARBONATE

ADVANTAGES OVER PVC:

- Vastly stronger than standard PVC sheets
- UV Coated, Blocking up to 99% of harmful UV
- Withstands higher temperatures up to 130°C (PVC: 60°C)
- Improved lifespan compared to PVC sheets
- Easier to install than standard PVC sheets
- Wider cover width




Manufactured using Polycarbonate Resin giving an extremely tough durable corrugated sheet. The ideal choice for residential, commercial, industrial and agricultural projects.

SUPER GRADE 1.0mm Thick

LENGTH	PART	PRICE
1.82M (6ft)	RG106CL	£25.20
2.44M (8ft)	RG108CL	£33.61
3.04M (10ft)	RG1010CL	£42.01

ACCESSORIES



Clear Profile PVC Wall Flashing

PROFILE	LENGTH	PART	PRICE
3" CEMENT	660mm (2' 2")	RWF3CL	£5.14
3" IRON	660mm (2' 2")	RWFG3CL	£5.14



Clear 3" Profile PVC Ridge

PROFILE	LENGTH	PART	PRICE
3" CEMENT	660mm(2' 2")	RR3CL	£9.99
Lap Tape	10M	RLT	£2.19
Clear Silicone	Up To 11M Bead	SRLCL	£5.79

Lap Sealing



TYPE	PART	PRICE	PACKS OF 10
Zinc Plated Steel	RFS	£1.49	
Stainless Steel	RFX	£2.06	Inc spacers

3" Fixings



3" Profile Foam Eaves Filler


Pack of 10

PROFILE	LENGTH	PART	PRICE
3" CEMENT	As sheet width	REF3	£6.39
3" IRON	As sheet width	RGEF3	£6.35

Pre-drill sheets before fixing. Holes for fixings must be drilled typically 4mm larger than the fixing diameter to allow for expansion. Drill sheets singularly with a HSS drill bit use **LIGHT** pressure. Support the sheet securely under each hole position when drilling. There should be at least 5 fixings across the width of each sheet which are to be fixed into the purlins and rafters.

HOOK BOLTS, CAPS AND WASHERS

DESCRIPTION	PART	PRICE
60 x 6mm J-BOLT & NUT	FJ60	£2.49
80 x 6mm J-BOLT & NUT	FJ80	£3.69
100 x 6mm J-BOLT & NUT	FJ100	£4.15
140 x 6mm J-BOLT & NUT	FJ140	£4.60
90 x 8mm SCAFFOLD-BOLT & NUT	FJS90	£13.49
150 x 8mm SCAFFOLD-BOLT & NUT	FJS150	£16.04
28mm PVC WASHER	W28	£1.94
28mm STANDARD CAP	WC28	£1.73
28mm DEEP CAP	WDC28	£2.00




This traditional high top corrugated sheet can be used for a wide variety of projects from:

- Porches
- Carports
- Roof lights
- Greenhouses
- Cloches and cold frames
- Side cladding
- Sheds
- Walkways

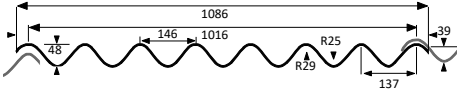
With its glass clear clarity this sheeting can provide up to 3 times more natural light than vertical glazing, creating a bright environment below. This sheeting is strong but

light-weight making them easy to handle and install. The size of these sheets gives a larger cover area resulting in a faster installation time.

CLEAR BIG 6 PROFILE PVC



WIDTH: 1086mm (3' 6½")
COVER WIDTH: 1016mm (3' 3½")
1.3mm Thickness




LENGTH	PART	PRICE
1.82M (6ft)	R1066CL	£26.49
2.44M (8ft)	R1068CL	£35.32
3.04M (10ft)	R10610CL	£44.15


SHEET FIXING

Eaves Filler

Pack of 10




PROFILE	LENGTH	PART	PRICE
BIG 6	1086mm (3' 6½")	REF6	£7.60



Lap Sealing

PART	LENGTH	PART	PRICE
Lap Tape	10M	RLT	£2.19
Clear Silicone	Up To 11M Bead	SRLCL	£5.79

Big 6 Fixings

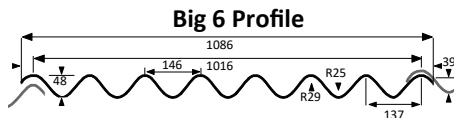
SHEET PROFILE	PART	PRICE	PACKS OF 10
Galvanised 6"	RF6	£6.60	

BIG 6 PROFILE GRP FIBRE GLASS CLASS 3 1.83Kg/M²

Manufactured from Glass Reinforced Polyester resin (GRP) with unique light diffusing additives which scatter light passing through. These sheets provide effective daylight without hot spots or excessive glare. Can be used in single skin and double skin site assembled applications. Can also be used for insulating intermediate layers to provide improved insulation levels for compliance with current legislation. With excellent impact resistance and a highly durable UV resistant polyester film on the weather face which extends the durable working life of the sheet and helps to prevent the sheets from discolouring under normal conditions. Sheet life should exceed **30 years!**

Did You Know?

This type of sheeting is also available in over 900 different profiles, to match all current and most discontinued asbestos cement and metal roofing profiles. If you require a non standard profile, please contact us for a quote.



Available in various weights including 1.83kg/m², 2.44kg/m² & 3.06kg/m² to order

BIG 6 PROFILE

WIDTH: 1086mm (3' 6½")
COVER: 1016mm (3' 3½")

CLASS 3 1.83kg/M²

LENGTH	PART	PRICE
1.82M (6ft)	RF636	£49.34
2.44M (8ft)	RF638	£65.78
3.04M (10ft)	RF6310	£82.22

ONDUVILLA by Onduline


The **Onduvilla** range has been designed at Onduline's Italian design studio with a unique three tone colour shaded in Red and Green and also in standard black. Used to create a warm natural colour normally only associated with expensive and heavy clay roofing products. This attractive colour finish combined with the Mediterranean bold roll profile results in an exciting and exclusive roof covering that bestows an attractive aesthetic roof finish to any structure.

The practical design aspects of the *Onduvilla* tile strip range have not been overlooked with an innovative tile lapping system utilising a grooved lap joint to provide enhanced weathering performance. The tiles form an attractive, durable and light-weight roof covering that can either be laid on a roof decking or close boarding. The system is ideal for a wide variety of applications. A full installation PDF guide can be downloaded from www.cabp.co.uk

ONDUVILLA TILES

1.06M X 400mm
Max Cover Width 1M x 300mm

COLOUR	PART	PRICE
BLACK	ROVTBK	£4.00
GREEN	ROVTGR	£4.00
RED	ROVTRD	£4.00



Onduvilla ridges are used to form a weather seal over the ridge of pitched roofs and are fixed into place using the same fixings as the Onduvilla tiles

ONDUVILLA RIDGES

900MM X 500mm (ALLOW FOR OVERLAP)


COLOUR	PART	PRICE
BLACK	ROVRBK	£5.53
GREEN	ROVRGR	£5.53
RED	ROVRRD	£5.53




ONDUVILLA FLASHING

1.02M (ALLOW FOR OVERLAP)

COLOUR	PART	PRICE
BLACK	ROVFBK	£4.49
GREEN	ROVFGGR	£4.49
RED	ROVFRD	£4.49



Onduvilla flashings have the same profile as the tile and are used to form a weather-seal up against a host wall or building.



NAILS 68mm Long

COLOUR	10 PACK		400 BOX	
	PART	PRICE	PART	PRICE
BLACK	ROBNBK	£1.16	ROBNBBK	£19.76
GREEN	ROBNGR	£1.16	ROBNBGR	£19.76
RED	ROBNRD	£1.16	ROBNBRD	£19.76
GREY	ROBNIG	£1.16	ROBNBIG	£19.76



SCREWS 60mm Long Pack 100

COLOUR	PART	PRICE
BLACK	ROSBBK	£10.87
RED	ROSRD	£10.87
GREEN	ROSBGR	£10.87




Verge Trims are designed to provide neat weatherproof seal at the edge of the roof. Can be used for both sides right / left.

ONDUVILLA VERGE

1.00M (ALLOW FOR OVERLAP)

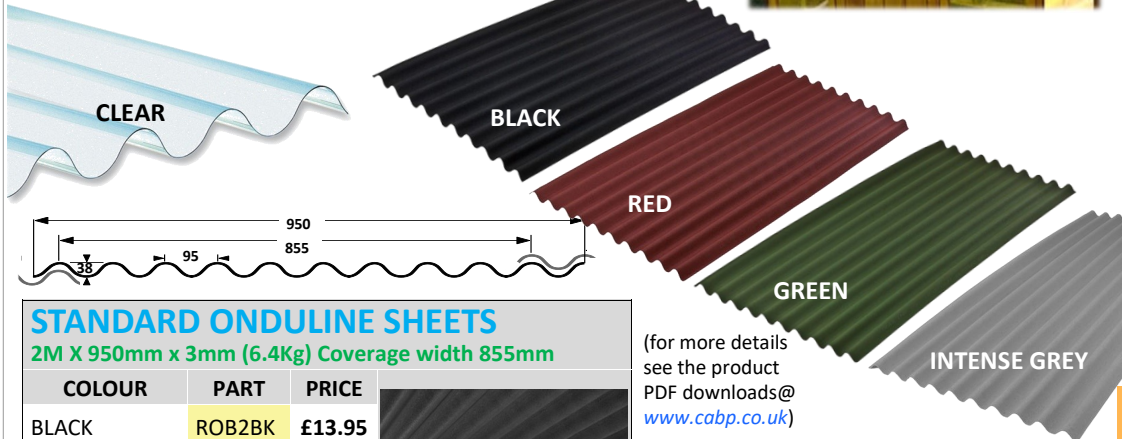

COLOUR	PART	PRICE
BLACK	ROVVBK	£4.42
GREEN	ROVVGR	£4.42
RED	ROVVRD	£4.42



Onduline® Classic®

Onduline is an extremely tough, lightweight, corrugated roofing and wall cladding material, manufactured utilising a base board produced from recycled cellulose fibres which is saturated with bitumen under intense pressure and heat. Onduline sheets are finished with a colour pigment and resin impregnation process which “stains” the colour into the sheet to provide excellent colour retention properties and enhanced U.V. resistance. Onduline Classic sheets are ideal for a wide range of applications reflecting the materials unrivalled versatility for use on agricultural, industrial, DIY and environmental projects.


- ✓ Professional grade roofing
- ✓ Proven durability
- ✓ Easy to handle



STANDARD ONDULINE SHEETS

2M X 950mm x 3mm (6.4Kg) Coverage width 855mm

COLOUR	PART	PRICE
BLACK	ROB2BK	£13.95
RED	ROB2RD	£16.97
GREEN	ROB2GR	£16.97
INTENSE GREY	ROB2IG	£16.97
CLEAR PVC	ROB2CL	£22.18



(for more details see the product PDF downloads@ www.cabp.co.uk)

SPECIFICATIONS



Length	2000mm	Width of corrugations	95mm
Width	950mm	Height of corrugations	38mm
Area per sheet	1.9m ²	Qty of corrugations per sheet	10
Thickness	3mm	Weight	6.5kg (3.42kg per m ²)

+ Bitumen and Steel sheets can be insulated to help prevent condensation and heat loss unlike the PVC sheets.

Onduline® Accessories



ONDULINE VERGE 1M x 200mm x 200mm

COLOUR	PART	PRICE
BLACK	ROVBK	£9.28
RED	ROVRD	£11.42
GREEN	ROVGR	£11.42
INTENSE GREY	ROVIG	£11.42



ONDULINE RIDGE 1M (830mm Cover Width)

COLOUR	PART	PRICE
BLACK	RORBK	£9.28
RED	RORRD	£11.42
GREEN	RORGR	£11.42
INTENSE GREY	RORIG	£11.42




NAILS 68mm Long

COLOUR	10 PACK		400 BOX	
	PART	PRICE	PART	PRICE
BLACK	ROBNBK	£1.16	ROBNBBK	£19.76
GREEN	ROBNGR	£1.16	ROBNBGR	£19.76
RED	ROBNRD	£1.16	ROBNBRD	£19.76
GREY	ROBNIG	£1.16	ROBNBIG	£19.76



It is recommended each Onduline sheet uses 25 fixings.



SCREWS 60mm Long Pack 100

COLOUR	PART	PRICE
BLACK	ROSBBK	£10.87
RED	ROSBRD	£10.87
GREEN	ROSBGR	£10.87



Onduline screws are for use with Onduline sheets, Onduvilla tiles and trims

ONDULINE FLASHIN BLACK APRON FLASHING 930mm

PART	PRICE
ROBWF BK	£9.90



ONDULINE EAVES FILLER 5 TOP and 5 BOTTOM

PART	PRICE
ROBEF	£6.67



Follow these simple steps to design and construct a durable, long lasting roof.

1 Select roof slope: 15° degrees and over (Gradient: 1 in 4 or higher)

2 To support sheet: Fix to Purlins at 610mm (24") centres (max).

3 To fix sheet:

Sheet end lap: 170mm
Sheet side lap: 1 Corrugation
Nails per sheet: 20

Fig. 1 Fully supporting roof deck fixed @ 610mm centres

1 Select roof slope: 10° to 15° to degrees (Gradient: 1 in 4 to 1 in 6)

2 To support sheet: Fix to Purlins at 450mm (18") centres (max).

3 To fix sheet:

Sheet end lap: 200mm
Sheet side lap: 1 Corrugation
Nails per sheet: 25

Fig. 2

1 Select roof slope: 5° to 10° degrees (Gradient: 1 in 6 to 1 in 10)

2 To support sheet: Fix on decked or close boarding roof.

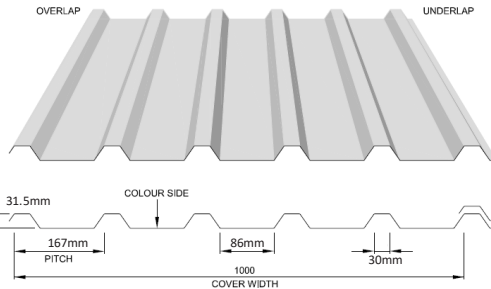
3 To fix sheet:

Sheet end lap: 300mm
Sheet side lap: 2 Corrugation
Nails per sheet: 20

Fig. 3 Fully supporting roof deck fixed @ 610mm centres.

Note: At the eaves allow a 50mm to 70mm sheet overhang. * On decked roofs position nail fixing lines at 610mm centres

PLASTISOL STEEL CA32/1000 PROFILE - 1080mm WIDE SHEET - 1000mm COVERAGE




MERLIN GREY 0.7mm gauge

LENGTH	PART	PRICE
2.0M (6' 6")	R3220-07MG	£43.75
2.5M (8' 2")	R3225-07MG	£54.69
3.0M (9' 10")	R3230-07MG	£65.63

GOOSEWING GREY 0.7mm gauge


LENGTH	PART	PRICE
2.0M (6' 6")	R3220-07GG	£43.75
2.5M (8' 2")	R3225-07GG	£54.69
3.0M (9' 10")	R3230-07GG	£65.63



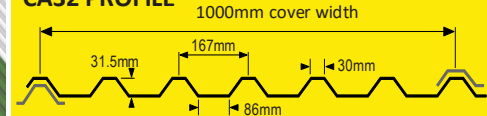
GRP FIBERGLASS CA32/1000 PROFILE - 1080mm WIDE SHEET - 1000mm COVERAGE

GRP Translucent sheets allow light but not sight. Matching the size and profile of colour-coat plastisol sheets they provide daylight through the roof. Stocked in class 3 fire Rating, but class 1 and class 0 available on quotation.

+ Steel and Bitumen sheets can be insulated to help prevent condensation and heat loss, unlike corrugated PVC sheets.



CA32 PROFILE



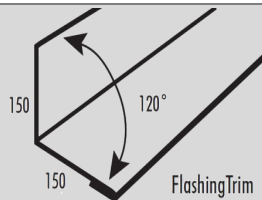
GRP/FIBRE GLASS ROOFLIGHTS SHEETS

LENGTH	PART	PRICE
2.0M (6' 6")	RF3220	£52.60
2.5M (8' 2")	RF3225	£65.70
3.0M (9' 10")	RF3230	£78.85

STEEL TRIMS AND ACCESSORIES

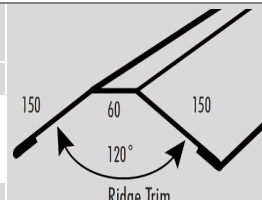
FLASHING TRIM 3M

COLOUR	PART	PRICE
MERLIN GREY	R3FMG	£32.83
GOOSEWING GREY	R3FGG	£32.83



RIDGE TRIM 3M

COLOUR	PART	PRICE
MERLIN GREY	R3RMG	£36.58
GOOSEWING GREY	R3RGG	£36.58



DRILLFIX

PACKS OF 10



SIZE	PART	PRICE
20mm	FSD20	£1.82
38mm	FSD38	£1.95
50mm	FSD50	£2.57
70mm	FSD70	£3.60

8mm Hex Head
Drillfix and Tapfix screws are zinc plated to help prevent corrosion, and come with sealing washers. Don't forget to buy your colour coded caps.

TAPFIX

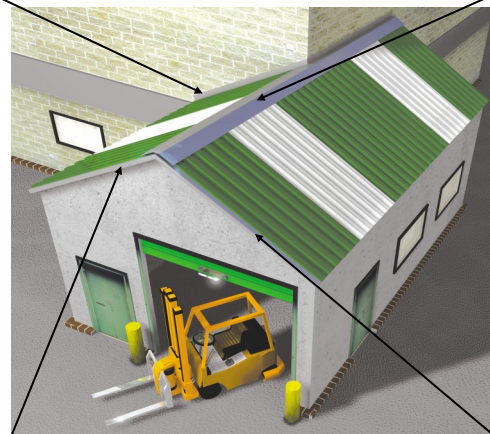
PACKS OF 10



SIZE	PART	PRICE
38mm	FST38	£2.25
50mm	FST50	£2.96
75mm	FST75	£3.25

Easy to fasten with a nut driver (TS516)
The 20mm stitcher is used to secure trim overlaps and to the profile roofing sheeting.

NOTE—Tapfix need a predrilled hole



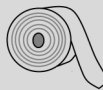
COLOUR CODED CAPS (10PK)

COLOUR	PART	PRICE
MERLIN GREY	FCCMG	£1.30
GOOSEWING	FCCGG	£1.30



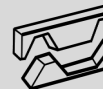
LAP TAPE 10M ROLL

PART	PRICE
RLT	£2.19



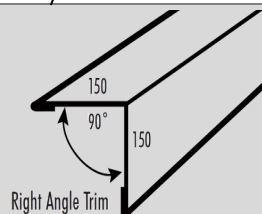
EAVES FILLER 5 TOP & 5 BOTTOM

PART	PRICE
REF32	£6.97



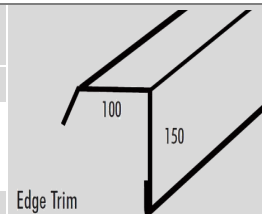
90° ANGLE TRIM 3M

COLOUR	PART	PRICE
MERLIN GREY	R3AMG	£32.83
GOOSEWING GREY	R3AGG	£32.83



EDGE TRIM 3M

COLOUR	PART	PRICE
MERLIN GREY	R3EMG	£32.83
GOOSEWING GREY	R3EGG	£32.83



STEEL ROOF ACCESSORIES

DOMES WITHOUT UPSTAND or KERB

Q: What is a roof dome?

A: Roof domes are basically windows in flat roofs.

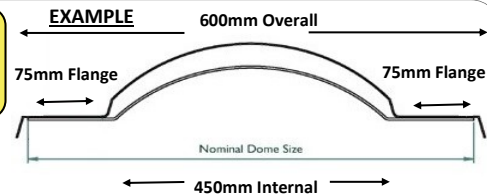
Q: Where do I use a roof dome?

A: On any flat or low pitched roofs that do not exceed 15 degrees

Q: What size do I need?

A: This depends on the size of the hole you have or wish to make. See tables for guide.

For hole sizes subtract 140mm from the Overall size quoted (example: a 600mm x 600mm dome would have internal sizes of 460mm x 460mm).



A range of glazing only units designed specifically for refurbishment projects where the glazing only needs to be replaced. These units are supplied with a fixing kit including weathertight washers and cover plugs. Manufactured from Marlon FSX Longlife polycarbonate, these glazing units are up to 200 times stronger than glass. The high resistance to breakage and adverse weather conditions means Mardome Reflex is very safe and reliable.



AVAILABLE COLOURS
BRONZE, OPAL & PRIVACY TEXTURED GLAZED DOMES

- Dome or pyramid option
- Can be mechanically fixed to existing kerbs
- Single, double and triple skin units available
- Available with standard 70mm or 100mm wide flange options to accommodate varying upstand sizes
- 20 Year Manufacturer's weather failure guarantee



Non-Stock Items
Made To Order
Delivered Direct

PLEASE NOTE All Domes Are Made To Order and Can Not Be Returned

STANDARD DOME LIDS ONLY

KERB DIMENSION		SQUARE DOMES	DOUBLE GLAZED		TRIPLE GLAZED	
MIN	MAX	OVERALL SIZE	PART	PRICE	PART	PRICE
460mm	500mm	600x600mm (23½" x 23½")	DRD0606CL	£192.86	DRT0606CL	£262.12
610mm	650mm	750x750mm (29½" x 29½")	DRD0707CL	£231.34	DRT0707CL	£318.29
760mm	800mm	900x900mm (35½" x 35½")	DRD0909CL	£255.96	DRT0909CL	£352.15
910mm	950mm	1050x1050mm (41¼" x 41¼")	DRD1010CL	£298.28	DRT1010CL	£411.40
1060mm	1100mm	1200x1200mm (47¼" x 47¼")	DRD1212CL	£379.85	DRT1212CL	£529.13

KERB DIMENSION		RECTANGULAR DOMES	DOUBLE GLAZED		TRIPLE GLAZED	
MIN	MAX	OVERALL SIZE	PART	PRICE	PART	PRICE
460mm x 760mm	500mm x 800mm	600x900mm (23½" x 35½")	DRD0609CL	£229.80	DRT0609CL	£316.75
610mm x 760mm	650mm x 800mm	750x900mm (29½" x 35½")	DRD0709CL	£247.50	DRT0709CL	£342.14
460mm x 1060mm	500mm x 1100mm	600x1200mm (23½" x 47¼")	DRD0612CL	£287.51	DRT0612CL	£396.01
760mm x 1060mm	800mm x 1100mm	900x1200mm (35½" x 47¼")	DRD0912CL	£379.08	DRT0912CL	£524.52

Thermal Efficiency	U-Value (W/m² k)	Tint	Lighting Effect	Light Transmission (%)	
Double Skin Polycarbonate	2.7	Clear	High Visibility	Double Skin	85%
Triple Skin Polycarbonate	1.8	Clear	High Visibility	Triple Skin	78%

Mardome Trade a standard specification dome. These units come complete with a host of features and benefits as standard to satisfy a range of projects and budgets.

Maximum daylight

- Side walls of the kerb are designed with a steep slope to allow a larger glazing unit to be fitted for maximum daylight area

Easy to install

- Delivered to site complete and ready to fit
- A large kerb foot radius makes for easier application of roof covering to the termination point without the need for timber fillets

Available Options:

- Electric Opening
- High Security
- Smoke Clearance
- Access Opening
- Other sizes also available



ADD ONS:

Vented Upgrade option for all Trade kerbs:

Simply pick the dome size you need then add this item to have your domes kerb include 2 Hit & Miss trickle vents.

Please Note: This option can only be added at time of order



TRICKLE VENT UPGRADE

DESCRIPTION	PART	PRICE
HIT AND MISS VENTS ON 2 EDGES	DTVA	£35.53

All Domes Are Made To Order and Can Not Be Returned

NON-OPENING DOMES NON-VENTED (WITH KERB)

SQUARE DOMES		DOUBLE GLAZED		TRIPLE GLAZED	
SIZE		PART	PRICE	PART	PRICE
600x600mm	(23½" x 23½")	DUD0606CL	£272.12	DUT0606CL	£341.37
750x750mm	(29½" x 29½")	DUD0707CL	£326.75	DUT0707CL	£413.71
900x900mm	(35½" x 35½")	DUD0909CL	£372.15	DUT0909CL	£468.34
1050x1050mm	(41¼" x 41¼")	DUD1010CL	£427.56	DUT1010CL	£540.68
1200x1200mm	(47¼" x 47¼")	DUD1212CL	£522.98	DUT1212CL	£672.26
RECTANGULAR DOMES		DOUBLE GLAZED		TRIPLE GLAZED	
SIZE		PART	PRICE	PART	PRICE
600x900mm	(23½" x 35½")	DUD0609CL	£334.45	DUT0609CL	£421.40
750x900mm	(29½" x 35½")	DUD0709CL	£359.07	DUT0709CL	£453.72
600x1200mm	(23½" x 47¼")	DUD0612CL	£408.32	DUT0612CL	£516.82
900x1200mm	(35½" x 47¼")	DUD0912CL	£509.90	DUT0912CL	£655.33

OPENING DOMES LINEAR OPENING (WITH KERB)

SQUARE DOMES		DOUBLE GLAZED		TRIPLE GLAZED	
SIZE		PART	PRICE	PART	PRICE
600 x 600mm	(23½" x 23½")	DLD0606CL	£406.78	DLT0606CL	£476.04
750 x 750mm	(29½" x 29½")	DLD0707CL	£479.88	DLT0707CL	£532.21
900 X 900mm	(35½" x 35½")	DLD0909CL	£543.75	DLT0909CL	£639.94
1050x1050mm	(41¼" x 41¼")	DLD1010CL	£606.85	DLT1010CL	£719.97
1200x1200mm	(47¼" x 47¼")	DLD1212CL	£722.28	DLT1212CL	£871.56
RECTANGULAR DOMES		DOUBLE GLAZED		TRIPLE GLAZED	
SIZE		PART	PRICE	PART	PRICE
600 x 900mm	(23½" x 35½")	DLD0609CL	£500.66	DLT0609CL	£587.61
750 x 900mm	(29½" x 35½")	DLD0709CL	£528.36	DLT0709CL	£623.01
600 x 1200mm	(23½" x 47¼")	DLD0612CL	£705.35	DLT0612CL	£813.85
900 x 1200mm	(35½" x 47¼")	DLD0912CL	£695.34	DLT0912CL	£840.78

HALF ROUND & SQUARE GUTTER SYSTEMS

Traditional Half Round and Square profile guttering systems available in 4 colours, The half round 112mm and Square 114mm are the standard size and compatible with most other brands on the market including Polypipe, Floplast, Hunter , Brett Martin plus other brands on the market



HALF ROUND

Width: 112mm (4 3/8")
Depth: 52mm (2 1/16")
BS EN 4576

SQUARE

Width: 114mm (4 1/2")
Depth: 57mm (2 1/4")
BS EN 607

PRODUCT	COLOUR/PART RAL-7016				PRICE	
	BLACK	WHITE	BROWN	ANTHRACITE GREY		
Gutter 2M Long	GR20BK	GR20WH	GR20BR	GR20AG	£4.80	
Gutter 4M Long	GR40BK	GR40WH	GR40BR	GR40AG	£8.00	
90° Angle	GR90BK	GR90WH	GR90BR	GR90AG	£3.13	
135° Angle	GR35BK	GR35WH	GR35BR	GR35AG	£3.71	
150° Angle	GR50BK	GR50WH	GR50BR	N/A	£4.27	
Joint Bracket	GRJBBK	GRJBWH	GRJBBR	GRJBAG	£1.80	
Support Bracket	GRSBBK	GRSBWH	GRSBBR	GRSBAG	£0.76	
Running Outlet	GRROBK	GRROWH	GRROBR	GRROAG	£2.98	
Stopend Outlet	GRSOBK	GRSOWH	GRSOBR	GRSOAG	£3.49	
Stopend External	GRSEBK	GRSEWH	GRSEBR	GRSEAG	£1.44	
Stopend Internal	GRSIBK	GRSIWH	GRSIBR	GRSIAG	£1.35	

PRODUCT	COLOUR/PART RAL-7016				PRICE	
	BLACK	WHITE	BROWN	ANTHRACITE GREY		
Gutter 2M Long	GS20BK	GS20WH	GS20BR	GS20AG	£4.80	
Gutter 4M Long	GS40BK	GS40WH	GS40BR	GS40AG	£8.00	
90° Angle	GS90BK	GS90WH	GS90BR	GS90AG	£3.13	
135° Angle	GS35BK	GS35WH	GS35BR	GS35AG	£3.71	
150° Angle	GS50BK	GS50WH	GS50BR	N/A	£4.27	
Joint Bracket	GSJBBK	GSJBWH	GSJBBR	GSJBAG	£1.80	
Support Bracket	GSSBBK	GSSBWH	GSSBBR	GSSBAG	£0.76	
Running Outlet	GSROBK	GSROWH	GSROBR	GSROAG	£2.98	
Stopend Outlet	GSSOBK	GSSOWH	GSSOBR	GSSOAG	£3.49	
Stopend External	GSSEBK	GSSEWH	GSSEBR	GSSEAG	£1.44	
Stopend Internal	GSSIBK	GSSIWH	GSSIBR	GSSIAG	£1.35	

FOR DOWN PIPES SEE PAGE 38

Full-flo and Ogee gutters are high capacity systems specially designed for those areas that experience high rainfall or for applications that have a limited number of drain off points. Both Full-Flo and Ogee use our standard range of downpipes and can be used in both domestic and commercial applications



FULL-FLO HIGH CAPACITY

Width: 116mm (4 9/16")
Depth: 77mm (3 1/16")
BSEN 607

PRODUCT	COLOUR / PART			PRICE
	BLACK	WHITE	ANTRACITE GREY	
Gutter 2m Long	GF20BK	GF20WH	GF20AG	£8.00
Gutter 4m Long	GF40BK	GF40WH	GF40AG	£14.00
90° Angle	GF90BK	GF90WH	GF90AG	£4.59
135° Angle	GF35BK	GF35WH	GF35AG	£5.27
Gutter Joint Bracket	GFJBBK	GFJBWH	GFJBAG	£3.28
Running Outlet	GFROBK	GFROWH	GFROAG	£4.81
Stopend External	GFSEBK	GFSEWH	GFSEAG	£2.30
Stopend Internal	GFSIBK	GFSIWH	GFSIAG	£1.66
Fascia Bracket	GFSBBK	GFSBWH	GFSBAG	£1.42

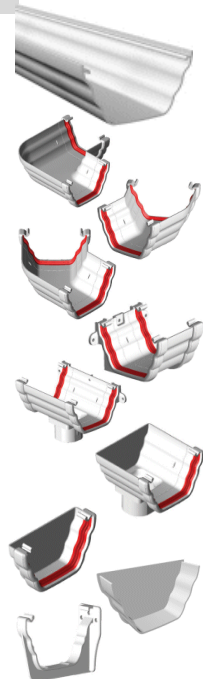
RAL-7016



OGEE HIGH CAPACITY

Width: 135mm (5 5/16")
Depth: 77mm (3 1/16")
BSEN 607

PRODUCT	COLOUR / PART		PRICE
	BLACK	WHITE	
Gutter 2m Long	GO20BK	GO20WH	£8.20
Gutter 4m Long	GO40BK	GO40WH	£14.40
90° Angle	GO90BK	GO90WH	£5.33
135° Angle	GO35BK	GO35WH	£5.78
150° Angle	GO50BK	GO50WH	£6.07
Gutter Joint Bracket	GOJBBK	GOJBWH	£3.64
Running Outlet	GOROBK	GOROWH	£5.26
Stopend Outlet	GOSOBK	GOSOWH	£5.02
Stopend External	GOSEBK	GOSEWH	£2.52
Stopend Internal	GOSIBK	GOSIWH	£1.80
Fascia Bracket	GOSBBK	GOSBWH	£1.53



+ FOR DOWN PIPES SEE PAGE 38
+ FOR ACCESSORIES & FITTINGS SEE PAGE 41

ROUND & SQUARE DOWN PIPES







38

Our Round and Square Down Pipes fit the complete range of guttering including the Full-Flo and Ogee systems. Both the 68mm round and the 65mm square pipe are compatible with most other brands on the market including but not limited to Polypipe, Floplast, Hunter & Brett Martin.








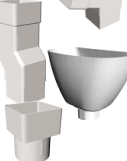
ROUND PIPE

Diameter: 68mm (2 ¹¹/₁₆")
BSEN 12200

PRODUCT	PART NUMBER				PRICE	
	BLACK	WHITE	BROWN	ANTHRACITE GREY		
Pipe 2.7m Long	GRP27BK	GRP27WH	GRP27BR	GRP27AG	£6.75	
Pipe 4m Long	GRP40BK	GRP40WH	GRP40BR	GRP40AG	£9.00	
Pipe 5.5m Long	GRP55BK	GRP55WH	GRP55BR	GRP55AG	£12.38	
Pipe Connector	GRPCBK	GRPCWH	GRPCBR	GRPCAG	£1.64	
Pipe Bracket	GRPBK	GRPBWH	GRPBR	GRPBAG	£0.98	
Pipe Bend 92½°	GRPB9BK	GRPB9WH	GRPB9BR	GRPB9AG	£3.32	
Pipe Bend 112½°	GRPB2BK	GRPB2WH	GRPB2BR	GRPB2AG	£2.02	
Shoe Outlet Spout	GRPSBK	GRPSWH	GRPSBR	GRPSAG	£2.54	
Pipe Branch 112½°	GRPYBK	GRPYWH	GRPYBR	GRPYAG	£5.99	
Shallow Offset Bend	GRPOBK	GRPOWH	GRPOBR	N/A	£4.53	
Rainwater Head	GHBK	GHWH	GHBR	GHAG	£8.75	
Square to Round Pipe Adaptor	GSRPABK	GSRPAWH	GSRPABR	GSRPAAG	£1.97	

SQUARE PIPE

Square Size 65mm (2 ⁹/₁₆")
BSEN 12200

PRODUCT	PART NUMBERS				PRICE	
	BLACK	WHITE	BROWN	ANTHRACITE GREY		
Pipe 2.7m Long	GSP27BK	GSP27WH	GSP27BR	GSP27AG	£6.75	
Pipe 4m Long	GSP40BK	GSP40WH	GSP40BR	GSP40AG	£9.00	
Pipe 5.5m Long	GSP55BK	GSP55WH	GSP55BR	GSP55AG	£12.38	
Pipe Connector	GSPCBK	GSPCWH	GSPCBR	GSPCAG	£1.64	
Pipe Bracket	GSPBK	GSPBWH	GSPBR	GSPBAG	£0.98	
Pipe Bend 92½°	GSPB9BK	GSPB9WH	GSPB9BR	GSPB9AG	£3.32	
Pipe Bend 112½°	GSPB2BK	GSPB2WH	GSPB2BR	GSPB2AG	£2.02	
Shoe Outlet Spout	GSPSBK	GSPSWH	GSPSBR	GSPSAG	£2.54	
Pipe Branch 112½°	GSPYBK	GSPYWH	GSPYBR	GSPYAG	£5.99	
Shallow Offset Bend	GSPOBK	GSPOWH	GSPOBR	GSPOAG	£4.53	
Rainwater Head	GHBK	GHWH	GHBR	GHAG	£8.75	
Square to Round Pipe Adaptor	GSRPABK	GSRPAWH	GSRPABR	GSRPAAG	£1.97	

FOR ROUND AND SQUARE GUTTER SEE PAGE 36

FOR FULL-FLO AND OGEE GUTTER SEE PAGE 37

150mm HIGH CAPACITY GUTTER & PIPE

The Kommercial range of guttering is 150mm wide and used in commercial applications or areas that require large volumes of water to be drained away. Our Kommercial gutter uses the 110mm soil pipe connections for the downpipe so is easily integrated into both new and existing installations that use standard 110mm soil and underground.



- 150mm half round profile
- 110mm pipe and fittings
- High flow capacity
- Due to greater flow capacity, ideal for large roof areas, Industrial and commercial buildings
- High quality finish

KOMMERCIAL 6" GUTTER

Width: 150mm
Depth: 75mm

PRODUCT	BLACK	PRICE
Gutter 4M Long	GK40BK	£30.19
Joint Bracket	GKJBBK	£9.59
90° Angle	GK90BK	£16.43
Support Bracket	GKSBBK	£4.25
Running Outlet	GKROBK	£17.63
Stopend Internal	GKSIBK	£4.77
Stopend External	GKSEBK	£7.94
Hopper	GKHBK	£37.92



PRODUCT	PART No	PRICE
3M Long Pipe Plain	WS30P	£22.16
3M Long Pipe Single Socket	WS30S	£24.35
Coupler Double Socket	WSCD	£6.18
92.5° Bend Single Socket	WSB92S	£9.50
92.5° Bend Double Socket	WSB92D	£11.02
135° Bend Single Socket	WSB13S	£9.50
135° Bend Double Socket	WSB13D	£11.02
0—90° Adjustable Bend	WSABD	£26.67
92.5° Branch Double Socket	WST92D	£14.69
92.5° Branch Triple Socket	WST92T	£14.69
135° Branch Double Socket	WSY13D	£14.69
135° Branch Triple Socket	WSY13T	£14.69
92.5 Double T Branch	WSDT92	£79.99
110mm Soil Pipe Bracket	WSPB	£2.54





KOMMERCIAL GUTTER SYSTEMS

CAST IRON EFFECT GUTTER & PIPE

CAST IRON EFFECT GUTTERING

This unique Cast Iron effect guttering system has been designed to provide you with the authentic look and feel of traditional gutters, using long-lasting uPVC. The mottled effect finish helps to maintain the look and feel of period properties while allowing you to benefit from the low maintenance, fitter-friendly materials available today.



Whilst there is a continuing emphasis on building energy efficient homes, the external design and detailing of many new build developments remains traditional. Cast iron style guttering offers specifiers and property developers the ideal solution for a stylish traditional look giving homeowners a low maintenance long lasting system. The range also allows builders and renovators of period properties the option to update with modern materials without losing the charm and appeal of authentic features.



The Freeflow rainwater system is co-extruded with a white interior to reduce heat absorption and expansion of gutters and

features long-life advanced red compressible seals for ease of fitting and water-tight joints to ensure a leak-free performance.

This high quality product is also available in high capacity 116mm Full-Flo, Please contact us to request a quotation and lead times.



HALF ROUND CAST EFFECT

Width: 112mm (4 5/16")
Depth: 52mm (2 1/16")

PRODUCT	BLACK	PRICE
Gutter 4M Long	GR40CE	£34.38
90° Angle	GR90CE	£14.98
135° Angle	GR35CE	£16.15
Joint Bracket	GRJBCE	£10.57
Support Bracket	GRSBCE	£2.70
Running Outlet	GRROCE	£13.86
Stopend Outlet	GRSOCE	£17.06
Stopend External	GRSECE	£8.10
Pipe 2.7m Long	GRP27CE	£26.87
Pipe 5.5m Long	GRP55CE	£53.73
Pipe Clip	GRPBCE	£12.11
Pipe Clip Collar	GRPCCE	£16.43
Pipe Bend 92½°	GRPB9CE	£17.06
Pipe Bend 112½°	GRPB2CE	£19.23
Shoe Outlet Spout	GRPSCE	£23.24
Pipe Branch 112½°	GRPYCE	£30.38



GUTTER ACCESSORIES



STOPS GUTTER CLUTTER!

- ▶ Prevents gutters from blocking
- ▶ Simple, quick and easy to fit
- ▶ Durable - will last for years
- ▶ Flexible to fit all shapes and bends of guttering
- ▶ Compatible with almost every type of gutter

← 100mm



PRODUCT	PART	PRICE
BLACK 4M BRUSH	GHHBK	£11.99
WHITE 4M BRUSH	GHHWH	£11.99

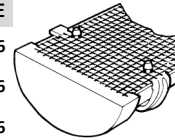
Colour choice is the colour of the brush. The gutter clips are Clear



GUTTER GRID

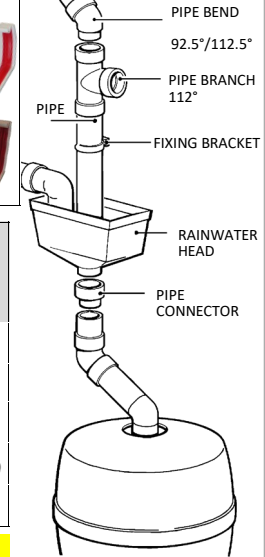
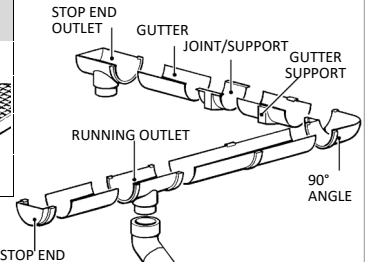
Colour refers to clips the grid only comes in black

PRODUCT	PART	PRICE
BLACK 10M LONG (Includes 23 Clips)	GMGBK	£26.96
WHITE 10M LONG (Includes 23 Clips)	GMGWH	£26.96
BROWN 10M LONG (Includes 23 Clips)	GMGBR	£26.96



GUTTER & PIPE ADAPTORS

PRODUCT	BLACK	WHITE	BROWN	ANTHRACITE	PRICE
Square to Round Pipe Adaptor	GSRPABK	GSRPAWH	GSRPABR	GSRPAAG	£1.97
Square to Half Round Gutter	GSRAABK	GSRAAWH	GSRAABR	GSRAAAG	£11.86
Ogee to Square Gutter Adaptor	GOSABK	GOSAWH	N/A	N/A	£19.55
Ogee to Half Round Gutter Adaptor	GORABK	GORAWH	N/A	N/A	£11.86



DOWN PIPE to 110mm ADAPTORS

Fits inside standard 110mm Underground & Soil Sockets

PRODUCT	PART	PRICE
68mm ROUND to 110mm CONNECTOR WHITE	WURPAWH	£6.90
68mm SQUARE to 110mm CONNECTOR WHITE	WUSPAWH	£6.90
68mm ROUND to 110mm CONNECTOR BLACK	WURPABK	£6.90
68mm SQUARE to 110mm CONNECTOR BLACK	WUSPABK	£6.90



+ 10 YEAR GUARANTEE ON GUTTERING & PIPE

FASCIA & SOFFIT THE BASICS



CAP-OVER or FULL REPLACEMENT?

10mm Thick boards are for capping over existing timber boards

These must be in good condition and any mild damage or rot should be treated first with a very high grade wood preservative. Before capping, check the Roof Felt has a sufficient overhang to reach the top of the new UPVC board as well as the existing timber one. Over felt replacement sections should be fitted to cover the gap.



18mm Thick boards are for use on new builds and for full replacement on existing buildings

Timber sub-structures should first be examined for damage and rot, which should be treated with a high grade wood preservative or in severe cases cut out and new timber sections added in.



FASCIA & SOFFIT FIXINGS

FIXINGS Use colour-matching plastic headed pins and nails to fix boards into place.

CENTRES Fixing centers vary, but should never exceed 600mm for white boards, 300mm for black boards and 400mm for other colour and wood grain boards.

For more detailed information please visit the product page and click on the specifications tab on our website www.cabp.co.uk

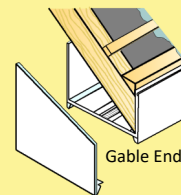
FURTHER INFORMATION ON FASCIA & SOFFIT

Roof Ventilation should be considered, either by using vented soffit boards, Vent disks or over fascia vents. *See pages 45 and 47.*

Plastic headed pins and nails should be used to fix the boards in place fixing centers vary, but should not exceed 600mm for white boards-

we supply colour-matching heads *See page 47 for all colours.*

Gable end covers can be made by cutting a wide capping board to size. Use a 400mm or 600mm board, and fix into position. *See pages 44 and 45.*



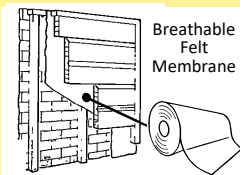
CLADDING THE BASICS



PREPARING WALLS FOR CLADDING

Cladding boards should be fixed horizontally over timber battens,

CENTRES set at a maximum of 400mm apart upon the host wall. To protect the battens, a breathable membrane must be lightly tacked over the entire area before the cladding is fitted on top.



For more detailed information please visit the product page and click on the specifications tab on our website www.cabp.co.uk

FIXING CLADDING BOARDS

Begin at the bottom of the host wall by fixing starter trims with barb nails through the back of the trim, ensuring the cladding board is located inside the starter rim so the fixings will be hidden by the overlap of boards.

At the sides and corners, fix edge trims/ corner trims as required. Fix any external corners as you progress upwards, to allow for some movement when fitting the boards into place.

Allow a 5mm gap at each end of the board as they are designed to expand and contract with weather changes so it is important they are cut with some space allowance, which will be covered by the finishing trims.

When fitting the last board, it is likely its depth will need to be altered to fit into the available space, and depending on how much board is trimmed away it may be necessary to fix an additional batten behind to ensure it sits correctly. The last board must fit so it pushes up inside the trim's top edge and also sits correctly on the cladding board below.

BULLNOSE FASCIA



The **Bullnose/Round nose** fascia system is a traditional full curved style, 18mm thick fascia board that can also be used as an internal windowsill. Complete with corners, centre joints and end caps (for when using this product for an internal sill).



18mm BULLNOSE FASCIA REPLACEMENT BOARD In White

LENGTH	2.5M			5.0M	
WIDTH	PART	PRICE	PART	PRICE	
150mm (5 7/8")	LB215WH	£17.32	LB515WH	£30.12	
200mm (7 7/8")	LB220WH	£23.09	LB520WH	£40.16	
250mm (9 7/8")	LB225WH	£29.96	LB525WH	£50.21	
405mm (15 3/4")	LB240WH	£48.04	LB540WH	£83.54	

TRIMS FOR BULLNOSE FASCIA In White

DESCRIPTION	PART	PRICE
300mm End Cap	LBECWH	£3.74
600mm Double-ended External Corner	LBC96WH	£5.58
600mm Double-ended Centre Joint	LBJ6WH	£5.58

OGEE FASCIA



The **Ogee** fascia system is a traditional 'S' curved style that comes in 18mm thick fascia board and has a full complement of accessories to ensure a neat and professional installation.



18mm Ogee FASCIA REPLACEMENT BOARD In White

LENGTH	2.5M			5.0M	
WIDTH	PART	PRICE	PART	PRICE	
150mm (5 7/8")	LG215WH	£18.99	LG515WH	£33.02	
200mm (7 7/8")	LG220WH	£25.48	LG520WH	£44.31	
250mm (9 7/8")	LG225WH	£31.72	LG525WH	£55.17	
405mm (15 3/4")	LG240WH	£52.34	LG540WH	£91.03	

TRIMS FOR OGEE FASCIA In White

DESCRIPTION	PART	PRICE
600mm Double-ended External Corner	LGC96WH	£5.84
600mm Double-ended Centre Joint	LGJ6WH	£5.84

ROUND "J" NOSE BOARDS

10mm WINDOW BOARD HOCKEY or "J" NOSE In White

LENGTH	2.5M			5.0M	
WIDTH	PART	PRICE	PART	PRICE	
200mm (7 7/8")	LJ220WH	£16.85	LJ520WH	£29.32	
250mm (9 7/8")	LJ225WH	£47.48	LJ525WH	£41.29	
455mm (9 7/8")	LJ245WH	£37.94	LJ545WH	£65.97	

For covering old or damaged internal windowsills.

455mm are double lipped

END CAPS FOR WINDOW BOARDS In White

DESCRIPTION	PART	PRICE
Single 380mm Double-ended End Cap (glue-on)	LJLECWH	£5.21
Set of 2x 60mm End Caps—Left & Right (glue-on)	LJECWH	£3.40

16mm MULTIPURPOSE FLAT BOARDS

16mm FLAT BOARD MULTIPURPOSE BOARDS In White

LENGTH	2.5M			5.0M	
WIDTH	PART	PRICE	PART	PRICE	
150mm (5 7/8")	LT215WH	£19.12	LT515WH	£33.25	
175mm (6 7/8")	LT217WH	£22.25	LT517WH	£38.70	
200mm (7 7/8")	LT220WH	£25.80	LT520WH	£44.87	
250mm (9 7/8")	LT225WH	£31.80	LT525WH	£55.31	

UPVC Saw




Designed with for use with Plastic boards, trims, plastic pipes & multiwall sheets, these saws are fine toothed with 14 tpi

CUT	PART	PRICE
FINE	TPVPRE	£9.99



10mm CAP-OVER/REVEAL LINER

Using cap over fascia boards is the perfect way to improve existing wooden fascia boards without a full replacement. When the original fascias do not need to be completely removed. Our entire uPVC fascia range is modern and stylish and provides a clean, professional finish to any roofline project. We have a range of colours available including white, grey's, black, brown and woodgrain effect.



COLORMAX™

The inherent strength of the Colormax® technology enables Freefoam to offer a 10-year extend guarantee on all other colourmax coloured boards and trims.



BLACK

*BK RAL 9005

STORM GREY

*SG RAL 7045

BROWN


*BR RAL 8017

ANTHRACITE GREY

*AG RAL 7016

WOODGRAIN EFFECT

Guarantees on woodgrain products are backed by market-leading Renolit EXOFOL MX foil incorporating Solar Shield Technology (SST). Built in sun reflection which reduces heat absorption, minimising profile temperature and expansion.



ANTHRACITE GREY

*WA

MAHOGANY

*MH

BLACK ASH

*BA

ROSEWOOD

*RW

GOLDEN OAK

*GO

IRISH OAK

*IO

For coloured boards substitute the * on the part number with the colour code

5M 10mm CAP-OVER/REVEAL LINER FASCIA BOARD

COLOUR	WHITE		COLORMAX		WOODGRAIN	
	WIDTH	PART	PRICE	PART	PRICE	PART
150mm (5 7/8")	LC515WH	£13.79	-	-	LC515*	£29.72
175mm (6 7/8")	LC517WH	£16.19	LC517*	£29.28	LC517*	£33.81
200mm (7 7/8")	LC520WH	£18.92	LC520*	£32.74	LC520*	£38.64
225mm (9")	LC522WH	£21.04	LC522*	£36.10	LC522*	£42.96
250mm (9 7/8")	LC525WH	£24.94	-	-	LC525*	£47.02
300mm (11 3/4")	LC530WH	£31.10	-	-	-	-
400mm (15 3/4")	LC540WH	£39.40	LC540*	£65.28	LC540*	£77.28
605mm#(23 13/16")	LC560WH	£65.03	LC560*	£80.20	-	-

2.5M 10mm CAP-OVER/REVEAL LINER FASCIA BOARD

COLOUR	WHITE		COLORMAX		WOODGRAIN	
	WIDTH	PART	PRICE	PART	PRICE	PART
150mm (5 7/8")	LC215WH	£7.93	-	-	LC215*	£17.09
175mm (6 7/8")	LC217WH	£9.29	LC217*	£16.84	LC217*	£19.44
200mm (7 7/8")	LC220WH	£10.88	LC220*	£18.83	LC220*	£22.22
225mm (9")	LC222WH	£12.10	LC222*	£20.76	LC222*	£24.70
250mm (9 7/8")	LC225WH	£14.34	-	-	LC225*	£27.04
300mm (11 3/4")	LC230WH	£17.88	-	-	-	-
400mm (15 3/4")	LC240WH	£22.66	LC240*	£37.54	LC240*	£44.44
605mm#(23 13/16")	LC260WH	£37.39	LC260*	£46.11	-	-

605mm Boards Are Double Lipped

**Freefoams T & C's Apply

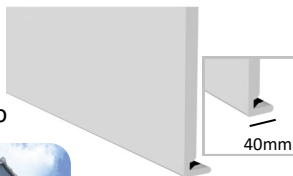
+ 50 YEAR GUARANTEE ON WHITE BOARDS**

+ 10 YEAR GUARANTEE ON COLOURED



FULL REPLACEMENT FASCIA'S

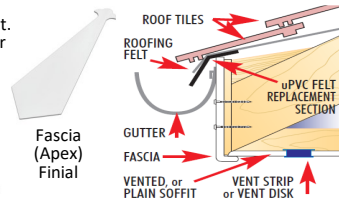

When a fascia system is damaged beyond repair a full replacement of the fascia may be needed. Freefoam fascia boards can also be used for new build projects, when a clean, stylish and modern look is desired. We have a range of colours or woodgrain designs to appeal to all customers.



410mm Boards In WHITE

ACCESSORIES FOR 10 & 18mm FASCIA BOARDS

COLOUR	WHITE		COLORMAX		WOODGRAIN	
DESCRIPTION	PART	PRICE	PART	PRICE	PART	PRICE
300mm Centre Joint	LCJ3WH	£2.19	LCJ3*	£5.21	LCJ3*	£7.46
300mm 90° Internal Corner	LCI93WH	£3.64	LCI93*	£5.85	LCI93*	£11.36
300mm 90° External Corner	LCC93WH	£2.58	LCC93*	£5.21	LCC93*	£7.48
300mm 135° External Corner	LCC33WH	£5.41	-	-	-	-
300mm 135° Internal Corner	LCI33WH	£6.33	-	-	-	-
600mm Double Ended Centre	LCJ6WH	£5.52	LCJ6*	£10.44	LCJ6*	£14.97
600mm Double Ended Corner	LCC96WH	£5.52	LCC96*	£10.44	LCC96*	£14.97
300mm Large End Cap	LCECWH	£4.80	-	-	-	-
Fascia (Apex) Finial	LCFWH	£5.92	LCF*	£8.03	LCF*	£9.00
Decorative Moulding	LCDMWH	£14.33	-	-	-	-



5M 18mm FULL REPLACEMENT FASCIA BOARD

COLOUR	WHITE		COLORMAX		WOODGRAIN	
WIDTH	PART	PRICE	PART	PRICE	PART	PRICE
150mm (5 7/8")	LF515WH	£23.61	LF515*	£34.00	LF515*	£40.25
175mm (6 7/8")	LF517WH	£27.18	LF517*	£39.44	LF517*	£46.69
200mm (7 7/8")	LF520WH	£29.17	LF520*	£43.52	LF520*	£51.52
225mm (9")	LF522WH	£33.29	LF522*	£48.65	LF522*	£57.61
250mm (9 7/8")	LF525WH	£40.23	LF525*	£53.94	LF525*	£63.86
300mm (11 3/4")	LF530WH	£50.35	LF530*	£83.68	-	-
410mm (16 3/4")	LF540WH	£62.08	LF540*	£92.16	LF540*	£105.98

2.5M 18mm FULL REPLACEMENT FASCIA BOARD

COLOUR	WHITE		COLORMAX		WOODGRAIN	
WIDTH	PART	PRICE	PART	PRICE	PART	PRICE
150mm (5 7/8")	LF215WH	£14.91	LF215*	£20.40	LF215*	£26.25
175mm (6 7/8")	LF217WH	£17.17	LF217*	£23.66	LF217*	£30.45
200mm (7 7/8")	LF220WH	£18.43	LF220*	£26.11	LF220*	£33.60
225mm (9")	LF222WH	£21.02	LF222*	£29.19	LF222*	£33.13
250mm (9 7/8")	LF225WH	£25.42	LF225*	£32.36	LF225*	£41.65
300mm (11 3/4")	LF230WH	£31.79	LF230*	£39.38	-	-
410mm (16 3/4")	LF240WH	£39.20	LF240*	£55.30	LF240*	£69.12

OVER FASCIA VENT

0.5M long




PART	SIZE	PRICE
LOFV10	10mm	£1.14
LOFV25	25mm	£1.40

Fix on to the top of Fascia boards to provide an air gap for ventilation.

UPVC FELT REPLACEMENT

1.5M long




PART	PRICE
LFR	£1.50

Fits below the existing roof felt under the bottom row of tiles.

18mm REPLACEMENT FASCIA

SOLID SOFFIT BOARDS

Used to preserve and protect the underside of any roof edge. Choose from a large range of soffit boards, ranging from Plain solid soffit to Hollow soffits the perfect partner to use when improving your fascia boards. These boards can also be used in a large variety of other rolls including trimming and skirting.



COLORMAX™

The inherent strength of the Colormax® technology enables Freefoam to offer a 10-year extend guarantee on all other colourmax coloured boards and trims.



BLACK *BK RAL 9005

STORM GREY *SG RAL 7045

BROWN *BR RAL 8017

ANTHRACITE GREY *AG RAL 7016

WOODGRAIN EFFECT

Guarantees on woodgrain products are backed by market-leading Renolit EXOFOL MX foil incorporating Solar Shield Technology (SST). Built in sun reflection which reduces heat absorption, minimising profile temperature and expansion.



ANTHRACITE GREY *WA

MAHOGANY *MH

BLACK ASH *BA

ROSEWOOD *RW

GOLDEN OAK *GO

IRISH OAK *IO

For coloured boards substitute the * on the part number with the colour code

5M 10mm SOLID SOFFIT MULTIPURPOSE BOARDS

COLOUR	WHITE		COLORMAX		WOODGRAIN	
	PART	PRICE	PART	PRICE	PART	PRICE
WIDTH						
100mm (3 7/8")	LM510WH	£11.10	-	-	-	-
150mm (5 7/8")	LM515WH	£13.79	LM515*	£27.53	LM515*	£30.59
175mm (6 7/8")	LM517WH	£16.19	-	-	LM517*	£33.81
200mm (7 7/8")	LM520WH	£18.92	LM520*	£34.13	LM520*	£38.64
225mm (9")	LM522WH	£21.04	-	-	LM522*	£42.96
250mm (9 7/8")	LM525WH	£24.94	LM525*	£42.07	LM525*	£48.37
300mm (11 3/4")	LM530WH	£31.10	LM530*	£48.96	LM530*	£61.20
405mm (15 3/4")	LM540WH	£39.90	LM540*	£69.12	LM540*	£79.49
605mm (23 13/16")	LM560WH	£61.51	LM560*	£104.11	LM560*	£122.54

2.5M 10mm SOLID SOFFIT MULTIPURPOSE BOARDS

COLOUR	WHITE		COLORMAX		WOODGRAIN	
	PART	PRICE	PART	PRICE	PART	PRICE
WIDTH						
100mm (3 7/8")	LM210WH	£6.38	-	-	-	-
150mm (5 7/8")	LM215WH	£7.93	LM215*	£15.83	LM215*	£17.59
175mm (6 7/8")	LM217WH	£9.31	-	-	LM217*	£19.44
200mm (7 7/8")	LM220WH	£10.88	LM220*	£19.62	LM220*	£22.22
225mm (9")	LM222WH	£12.10	-	-	LM222*	£24.70
250mm (9 7/8")	LM225WH	£14.34	LM225*	£24.19	LM225*	£27.81
300mm (11 3/4")	LM230WH	£17.88	LM230*	£28.15	LM230*	£35.19
405mm (15 3/4")	LM240WH	£22.94	LM240*	£39.74	LM240*	£45.71
605mm (23 13/16")	LM260WH	£35.37	LM260*	£59.86	LM260*	£70.46

**Freefoams T & C's Apply

+ 10 YEAR GUARANTEE ON COLOURED



+ 50 YEAR GUARANTEE ON WHITE BOARDS**



HOLLOW SOFFIT



Hollow soffit is a popular choice because of its attractive panelled effect and installation friendly tongue and groove profile.



5M 10mm HOLLOW 'V' GROOVED HOLLOW SOFFIT BOARDS

COLOUR	WHITE		COLORMAX		WOODGRAIN	
WIDTH	PART	PRICE	PART	PRICE	PART	PRICE
100mm (3 7/8")	LH510WH	£9.36	-	-	-	-
300mm (11 3/4")	LH530WH	£12.92	LH530*	£34.66	LH530*	£41.40


2.5M 10mm HOLLOW 'V' GROOVED HOLLOW SOFFIT BOARDS

COLOUR	WHITE		COLORMAX		WOODGRAIN	
WIDTH	PART	PRICE	PART	PRICE	PART	PRICE
100mm (3 7/8")	LH210WH	£5.91	-	-	-	-
300mm (11 3/4")	LH230WH	£7.43	LH230*	£19.93	LH230*	£23.81





VENTED SOLID SOFFIT







10mm VENTED SOLID SOFFIT PROVIDES VENTILATION

LENGTH	2.5M		5.0M		Vent Solid Soffit comes with built in ventilation in the form of single row of vents. We also provide a range of circular or strip vents that can be inserted in to soffit to also provide ventilation.
WIDTH	PART	PRICE	PART	PRICE	
100mm (3 7/8")	LV210WH	£10.52	LV510WH	£18.29	
150mm (5 7/8")	LV215WH	£12.85	LV515WH	£22.35	
175mm (6 7/8")	LV217WH	£14.82	LV517WH	£25.78	
225mm (9")	LV222WH	£19.29	LV522WH	£33.55	
250mm (9 7/8")	LV225WH	£21.22	LV525WH	£36.91	
300mm (11 3/4")	LV230WH	£24.94	LV530WH	£43.38	
405mm (15 3/4")	LV240WH	£35.25	LV540WH	£61.30	
605mm (23 13/16")	LV260WH	£58.41	LV560WH	£101.59	

5M 10mm TRIMS FINISHING TRIMS


COLOUR	WHITE		COLORMAX		WOODGRAIN		J Trim
	DESCRIPTION	PART	PRICE	PART	PRICE	PART	
J Trim (Edge Trim)	LH5JWH	£7.85	LH5J*	£8.82	LH5J*	£14.62	
H Trim (Joiner strip)	LH5HWH	£8.83	LH5H*	£12.08	LH5H*	£14.61	
F Trim (Finishing Trim)	LH5FWH	£7.98	LH5F*	£9.12	-	-	
Y Trim (External Corner)	LH5YWH	£12.33	LH5Y*	£15.84	-	-	

2.5M 10mm TRIMS FINISHING TRIMS

COLOUR	WHITE		COLORMAX		WOODGRAIN		J Trim
	DESCRIPTION	PART	PRICE	PART	PRICE	PART	
J Trim (Edge Trim)	LH2JWH	£4.51	LH2J*	£5.29	LH2J*	£8.41	
H Trim (Joiner strip)	LH2HWH	£5.08	LH2H*	£6.96	LH2H*	£8.40	
F Trim (Finishing Trim)	LH2FWH	£4.59	LH2F*	£5.47	-	-	
Y Trim (External Corner)	LH2YWH	£7.09	LH2Y*	£9.50	-	-	


VENT DISKS

Designed to fit in a 70mm diameter hole

COLOUR	PART	PRICE		
WHITE	LVDWH	£0.55		
BLACK	LVDBK	£0.55		
BROWN	LVDBR	£0.55		
ANTHRACITE GREY	LVDAG	£0.55		
CARAMEL	LVDCM	£0.55		


VENTILATION STRIP FOR 10mm BOARDS

COLOUR	WHITE		COLORMAX	
	LENGTH	PART	PRICE	PART
2.5 METER	LHV2WH	£13.93	LHV2*	£20.72
	LHV5WH	£23.22	LHV5*	£34.53




HEADED PINS

(14 Gauge)

SIZE	QTY	PART	PRICE	
30mm	25	PP30*	£1.76	
	200	PPB30*	£7.64	
40mm	25	PP40*	£1.79	
	200	PPB40*	£7.64	

HEADED NAILS

(10 Gauge)

SIZE	QTY	PART	PRICE	
50mm	25	PP50*	£3.56	
	100	PPB50*	£7.64	
65mm	25	PP65*	£3.59	
	100	PPB65*	£7.64	

BROWN	*=BR	ANTHRACITE	*=AG
BLACK	*=BK	STORM GREY	*=SG
WHITE	*=WH	CARAMEL	*=CM
REPLACE ALL * WITH CODE			

10mm VENTED SOFFIT OPTIONS

The Ultimate universal, high speed, high quality easy install dry verge. Left and right handed units are no longer required as Easy Verge U is truly universal. The unique design is quick and easy to install on any tile type and has exceptional holding qualities. A tight secure fit is easily achieved ensuring roof tiles are held firmly in place and not vulnerable to wind dislodgement.

The unique starter unit includes a verge-end closure and a blanking cap to ensure a secure, infestation free and aesthetically pleasing finish. For use in both new build and refurbishment application. UV stable in a choice of Brown, Grey or Terracotta.

the signature of assurance

easy-trim
Roofing & Construction Products

Dry Verge Universal System



Dry Verge Starter & End Cap



Dry Verge "A" Ridge Cap



Dry Verge Half Round Ridge Cap



BLACK		PART	PRICE
Dry Verge Universal Tile Cap Black	DVUSBK	£1.47	
Dry Verge Half Round Ridge Cap With Flat Cap Black	DVRRBK	£2.97	
Dry Verge Angled Ridge Cap With Flat Cap Black	DVARBK	£2.97	
Dry Verge Starter & End Cap Pack of 2 Black	DVSEBK	£4.32	
BROWN		PART	PRICE
Dry Verge Universal Tile Cap Brown	DVUSBR	£1.47	
Dry Verge Half Round Ridge Cap With Flat Cap Brown	DVRRBR	£2.97	
Dry Verge Angled Ridge Cap With Flat Cap Brown	DVARBR	£2.97	
Dry Verge Starter & End Cap Pack of 2 Brown	DVSEBR	£4.32	
GREY		PART	PRICE
Dry Verge Universal Tile Cap Grey	DVUSGR	£1.47	
Dry Verge Half Round Ridge Cap With Flat Cap Grey	DVRRGR	£2.97	
Dry Verge Angled Ridge Cap With Flat Cap Grey	DVARGR	£2.97	
Dry Verge Starter & End Cap Pack of 2 Grey	DVSEGR	£4.32	
TERRACOTTA		PART	PRICE
Dry Verge Universal Tile Cap Terracotta	DVUSTC	£1.47	
Dry Verge Half Round Ridge Cap With Flat Cap Terracotta	DVRRTC	£2.97	
Dry Verge Angled Ridge Cap With Flat Cap Terracotta	DVARTC	£2.97	
Dry Verge Starter & End Cap Pack of 2 Terracotta	DVSETC	£4.32	

WHITE GLOSS CLADDING BOARDS



uPVC Cladding is the best alternative to traditional wood cladding. This maintenance free product is perfect for today's busy life styles. No more rubbing down and painting. Freefoam's durable cladding products provide not only a decorative but also a protective facing on building exteriors, and act as an additional thermal insulation agent. We offer standard 'V' Groove and traditional Shiplap styles in white. The popular Fortex® textured cladding in a choice of styles, sizes and colours *can be seen on pages 50 onwards*. Woodgrain finished cladding is also available to special order. All cladding products come with related trims to ensure a neat and professional installation.



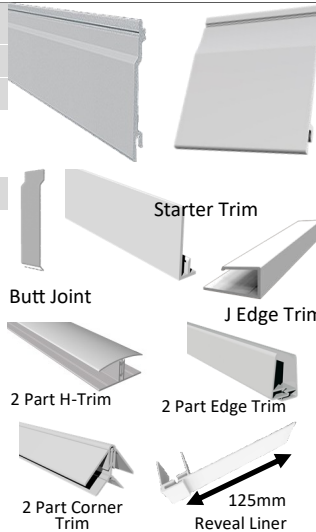
+ For fitting information please see page 42

GLOSS WHITE CLADDING

SIZE	2.5M		5.0M	
	PART	PRICE	PART	PRICE
100mm V GROOVE	LSV210WH	£7.76	LSV510WH	£13.50
150mm SHIPLAP	LSS215WH	£9.32	LSS515WH	£16.20

TRIMS & JOINTS

100mm V GROOVE BUTT JOINT	LSVJWH	£1.29
150mm SHIPLAP BUTT JOINT	LSSJWH	£2.24
3M STARTER TRIM	LSUSTWH	£7.98
3M J Trim	LSJTW	£10.13
3M 2 Part External Corner Trim	LSECWH	£24.62
3M 2 Part Internal Corner Trim	LSICWH	£27.06
3M 2 Part Edge Trim	LSETWH	£18.06
3M 2 Part H-Trim	LSHTWH	£11.69
3M 2 Part 25mm Vented Edge Trim	LSVEWH	£24.52
3M 2 Part Reveal Liner	LSRLWH	£24.75



WOODGRAIN ANTHRACITE

150mm Shiplap Woodgrain Anthracite Grey Cladding is made from uPVC with a foil finish to give a wood grain effect board in a dark grey.

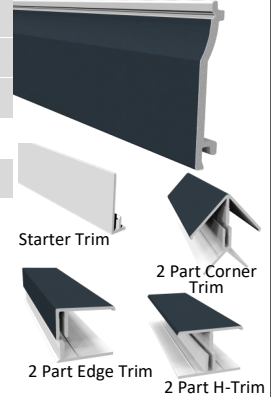
Other woodgrain finish available to please call 01634 374444

ANTHRACITE GREY

2.5M		5.0M	
PART	PRICE	PART	PRICE
LS215WA	£18.56	LSS515WA	£32.28

JOINER & STARTER TRIM FOR SHIPLAP

BUTT JOINT	LSSJWA	£3.92
3M STARTER TRIM	LSUSTWH	£7.98
3.0M Corner Trim	LSECWA	£38.94
3.0M Edge Trim	LSETWA	£33.89
3M H-Trim	LSHTWA	£26.28



BREATHABLE FELT MEMBRANE 100gsm

- 1M wide x 50M
- * Highly Breathable
- * Easy-Trim Cutting Grid
- * BBA Certified no 10/4753
- * UV Stable (3 months exposure)
- * High Tension and Tear Strength
- * Long Term Durability
- * Multipurpose and Lightweight



PART	PRICE
LFM50	£49.49

FIXINGS

BARB NAILS

Stainless Steel

PACK OF 25		BOX OF 200	
PART	PRICE	PART	PRICE
SN30	£1.44	SNB30	£7.54



SHIPLAP & 'V' GROVE CLADDING

FORTEX™ CLIC 150mm & 180mm

Fortex Clic is an innovative PVC cladding board suitable for a wide variety of home improvement projects and ideal for many external situations. Featuring a clever tongue and groove style joining mechanism, a subtle embossed textured surface and a range of attractive natural colours.

150mm Clic cover width board as a tighter joint along the board overlap giving a more flushed appearance.


180mm Clic cover width board as an open V joint along the board overlap giving a more pronounced joint.

The new ingenious Clic and Fit joining mechanism, is attached on the long edge of cladding making fitting quick and easy, simply push together and click – no need for any joint covers. Comes with an accompanying range of adaptable trims, allowing you to fit cladding boards horizontally or vertically. Ultra low maintenance PVC cladding offers the ultimate fit and forget product.


No need for painting or re touching, just the occasional wipe down with a damp cloth or quick jet wash. Supplied in manageable 3.2 metre boards Fortex Clic is designed to be easy to handle and transport. Ideal for any home improvement or building project.



HORIZONTAL



VERTICAL



3.2M Lengths Pack of 6 Boards	PART	PRICE
150mm Clic Anthracite Grey Only	LSC315AG	£103.23
180mm Clic	LSC318*	£115.88



Typical Installation Sequence

1. Fix a suitable breather membrane to surface.
2. Fix 25mm x 50mm vertical battens at 400mm spacing. Start 20mm from the ground and allow 10mm gap at the top.
3. Fix starter trim along the base and top of the area to be clad.
4. Fix first part of 2 part Edge, Corner and Reveal trims as needed. Do not cut second parts of trims yet.
5. Fit first cladding plank into starter trims and screw top of cladding to batten.
6. Interlock next cladding plank to the first plank and screw into batten. Repeat until area is clad.
7. Finally cut the second part of 2 part trim to size and clip into place.

FROM
£30.17 Sq/M
with bulk order
discount

+ FOR A FULL RANGE OF TRIMS SEE PAGE 53

FORTEX™ 170mm FEATHER EDGE

FORTEX is a range of innovative cladding products that merge the benefits of low-maintenance and long life PVC with an authentic look and feel of real timber. These abstract, textured wood-grain effect boards are available in a choice of colours.


- ✓ UV & weather resistant
- ✓ Easy to maintain & keep clean
- ✓ 10 Year Guarantee
- ✓ Attractive timber-effect finish in a range of shades to revitalize your home
- ✓ Help to protect your house from cracks, leaks and damp while also increasing the insulation.
- ✓ Reduce household energy bills & help lower CO² emissions for the environment.

Freefoam
10 YEAR
GUARANTEE

FROM
£26.04 Sq/M
With Bulk Order
Discount

FEATHER EDGE 170mm Cover Width

LENGTH	2.5M		5M	
COLOUR	PART	PRICE	PART	PRICE
WHITE	LSF217WH	£14.26	LSF517WH	£24.80
SAND	LSF217SD	£14.26	LSF517SD	£24.80
ARGYLE BROWN	LSF217AB	£16.06	LSF517AB	£27.90
COLONIAL BLUE	LSF217CB	£16.06	LSF517CB	£27.90
MISTY GREY	LSF217MG	£14.26	LSF517MG	£24.80
STORM GREY	LSF217SG	£16.06	LSF517SG	£27.90
SLATE GREY	LSF217SL	£16.06	LSF517SL	£27.90
ANTHRACITE	LSF217AG	£16.06	LSF517AG	£27.90
SAGE GREEN	LSF217GG	£16.06	LSF517GG	£27.90
TORX FIXING SCREWS (T15)	Pk50 SF30	£3.06	Box 250 incl T15 bit SFB30	£10.99
FEATHER EDGE BUTT JOINT			LSFBJ*	£1.99



WHITE *WH	SAND *SD	ARGYLE BROWN *AB	COLONIAL BLUE *CB	MISTY GREY *MG	STORM GREY *SG	SLATE GREY *SL	ANTHRA-CITE GREY *AG	SAGE GREEN *GG
--------------	-------------	---------------------	----------------------	-------------------	-------------------	-------------------	-------------------------	-------------------



Typical Installation Sequence

1. Fix a suitable breather membrane to surface.
2. Fix 25mm x 50mm vertical battens at 400mm spacing Start 20mm from the ground and allow 10mm gap at the top.
3. Fix starter trim along the base and top of area to be clad.
4. Fix first part of 2 part Edge, corner and reveal trims as needed. "DO NOT" cut second parts of trims yet.
5. Fit first cladding plank into starter trims and screw top of cladding to batten. If needed join the ends of boards with butt joints.
6. Interlock next cladding plank to the first plank and screw into batten. Repeat until area is clad.
7. Finally cut the second part of 2 part trim to size and clip into place.

REPLACE ASTERISK * IN THE PART NUMBER WITH THE COLOUR LETTER CODE

+ FOR A FULL RANGE OF TRIMS SEE PAGE 53

FORTEX 170mm CLADDING

PROFESSIONAL RANGE 333mm Cover Width

Fortex external cladding is a maintenance free cladding system that also brings the benefit of helping to insulate your building (when fitted with standard insulation you can achieve an A+ (BRE) Rating). Fortex has been specially formulated to withstand the test of time using lead free materials and rigorously tested to provide a minimum of a 10 year colour guarantee. Fortex cladding is also manufactured in a sustainable manner and comes with significant environmental credentials.

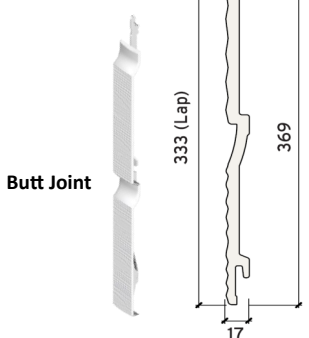
Each 5M board provides 1.66Sq/M of coverage

Quick Installation: All cladding boards are fitted using a tongue and groove joint on their height which also hides the fixings making for a fast and attractive installation.

DOUBLE SHIPLAP 333mm Cover Width


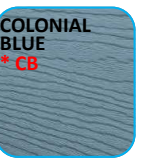
LENGTH	2.5M		5M	
COLOUR	PART	PRICE	PART	PRICE
WHITE	LSD233WH	£25.01	LSD533WH	£43.50
SAND	LSD233SD	£25.01	LSD533SD	£43.50
CAPPUCCINO	LSD233CC	£26.74	LSD533CC	£46.50
ARGYLE BROWN	LSD233AB	£26.74	LSD533AB	£46.50
COLONIAL BLUE	LSD233CB	£26.74	LSD533CB	£46.50
MISTY GREY	LSD233MG	£25.01	LSD533MG	£43.50
STORM GREY	LSD233SG	£26.74	LSD533SG	£46.50
SLATE GREY	LSD233SL	£26.74	LSD533SL	£46.50
ANTHRACITE	LSD233AG	£26.74	LSD533AG	£46.50
SAGE GREEN	LSD233GG	£26.74	LSD533GG	£46.50
FEATHER EDGE BUTT JOINT			LSDBJ*	£3.49

FROM
£23.59 Sq/M
 With Bulk Order
 Discount



**+ FOR A FULL RANGE
 OF TRIMS
 SEE PAGE 53**

**Freefoam
 10 YEAR
 GUARANTEE**



FORTEX™ TRIMS AND ACCESSORIES

FORTEX FIXING SCREWS

Torx screws with a T15 drive are designed for fixing Fortex cladding and recommended by the manufacturers (T15)

pk50	Box 250
SF30	Includes T15 bit
£3.06	SFB30 £10.99



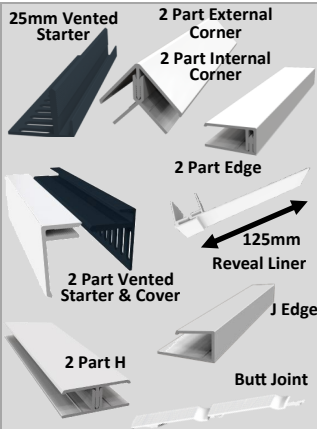
BREATHABLE FELT MEMBRANE 100gsm 1M wide x 50M

Breathable membrane is used between the host wall and cladding to provide a barrier against water but allow the walls to breathe and help prevent cold damp spots internally

- Highly Breathable
- UV Stable (3 months exposure)
- High Tensile and Tear Strength
- BBA Certificated no 10/4753
- Long Term Durability
- Easy-Trim Cutting Grid
- Multipurpose and Lightweight





PART	PRICE
LFM	£49.49



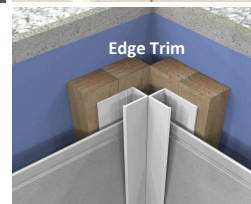
FORTEX COLOURED TRIMS

3 METER TRIMS	PART	PRICE
25mm Vented Starter	LSUSV25	£14.26
2 Part External Corner	LSEC*	£25.46
2 Part Internal Corner	LSIC*	£28.02
2 Part Edge	LSET*	£21.01
2 Part Reveal Liner	LSRL*	£24.76
2 Part H Trim	LSHT*	£24.83
2 Part Vented Starter & Cover	LSVE*	£26.41
J Edge Trim	LSJT*	£22.24
2 Part External 135Deg Corner	LSEC3*	£29.05



Typical Installation Sequence

1. Fix a Suitable Breather Membrane to surface.
2. Fix 25mm x 50mm vertical battens at 400mm spacing Start 20mm from the ground and allow 10mm gap at the top.
3. Fix starter trim along the base and top of area to be clad.
4. Fix first part of the 2 part trims as needed. Do not cut second parts of trims.
5. Fit first cladding plank into starter trims and screw top of cladding to batten. If needed join the ends of boards with Butt joints.




WHITE TRIMS

DESCRIPTION	PART	PRICE
3M 2 Part Corner Trim	LSECWH	£24.62
3M 2 Part Edge Trim	LSETWH	£18.06
3M 2 Part H-Trim	LSHTWH	£11.69
3M 2 Part Int Corner	LSICWH	£27.06
3M J Edge Trim	LSJTWH	£10.13

6. Interlock next cladding plank to the first plank and screw into batten. Repeat until area is clad.
7. Finally cut the second part of 2 part trim to size and clip into place.

REPLACE ASTERISK * IN THE PART NUMBER WITH THE COLOUR CODE

LENGTH	WHITE TRIMS				WOODGRAIN				BLACK & ANTHRACITE GREY MATT				
	2.5M		5.0M		2.5M		5.0M		2.5M		5.0M		
	DESCRIPTION	PART	PRICE	PART	PRICE	PART	PRICE	PART	PRICE	PART	PRICE	PART	
40mm Architrave	LA240WH	£2.10	LA540W	£3.65	LA240*	£6.11	LA540*	£10.63	LA240*	£6.11	LA540*	£10.63	40mm Architrave
60mm Architrave	LA260WH	£3.74	LA560W	£5.14	LA260*	£7.99	LA560*	£13.90	LA260*	£7.99	LA560*	£13.90	60mm Architrave
90mm Architrave	LA290WH	£5.22	LA590W	£7.54	LA290*	£10.00	LA590*	£17.39	LA290*	£10.00	LA590*	£17.39	90mm Architrave
12mm Quadrant	LQ212WH	£1.88	LQ512W	£2.98	-	-	-	-	-	-	-	-	Quadrant
19mm Quadrant	LQ219WH	£2.30	LQ519W	£3.65	LQ219*	£5.42	LQ519*	£9.42	LD228*	£5.42	LD528*	£9.42	Cloaking Fillet
20mm Cloak	LQ220WH	£1.87	LQ520W	£2.98	LQ228*	£4.93	LQ528*	£8.58	-	-	-	-	-
28mm Cloak	LQ228WH	£2.30	LQ528W	£3.99	LQ228*	-	-	-	-	-	-	-	-
28mm D Mould	LD228WH	£1.94	LD528W	£3.07	LD228*	£4.96	LD528*	£8.63	LD228*	£4.96	LD528*	£8.63	D Mould
15x15mm Square	LST215W	£3.66	LST515W	£5.78	-	-	-	-	-	-	-	-	-
20x25mm Rectangle	LST225W	£5.49	LST525W	£9.49	-	-	-	-	-	-	-	-	-
30mm Angle	LA230WH	£7.33	LA530W	£7.92	LA230*	£10.93	LA530*	£19.00	-	-	-	-	Angle
50mm Angle	LA250WH	£10.82	LA550W	£14.40	LA250*	£15.92	LA550*	£27.68	-	-	-	-	-
100mm Angle	LA210WH	£31.85	LA510W	£28.94	-	-	-	-	-	-	-	-	-
80x100mm Angle	LHA210W	£12.56	LHA510	£20.93	-	-	-	-	-	-	-	-	Hollow Angle
25 x 25mm Flexi Angle	LFA225W	£7.04	LFA525W	£7.75	-	-	-	-	-	-	-	-	-
50 x 50mm Flexi Angle	LFA250W	£14.09	LFA550W	£13.68	-	-	-	-	-	-	-	-	Flexible Angle



OGEE SKIRTING AND ARCHITRAVE

A high quality ogee shape PVC skirting and door surround product. The ideal low maintenance, quick fix solution to any home improvement project

DESCRIPTION	PART	PRICE
125mm x 5M OGEE Skirting	LOS512WH	£24.95
70mm x 5.3M OGEE Architrave	LOS507WH	£14.95


ROSEWOOD

=RW

IRISH OAK

=IO

BLACK ASH

=BA

BLACK

=BK

GOLDEN OAK

=GO

AGATE GREY

=AY

ANTHRACITE WOOD

=WA

ANTHRACITE

=AG

MAHOGANY

=MH

FOR A RANGE OF ACCESSORIES
 SEE PAGES 84 - 87

HIGHLY VERSATILE SOLID CLEAR POLYCARBONATE

IDEAL FOR:
 > Greenhouses.
 > Secondary Glazing.
 > Security Glazing.

+ Solid Polycarbonate is 200 times stronger than glass and can be used in many everyday applications. Common uses include re-glazing sheds, greenhouse glazing, secondary glazing, plus 1000's of other uses around home and work.



CLEAR SOLID POLYCARB

UV Protected both sides

This highly versatile product is totally glass clear, with an impact resistance 200 times greater than that of glass. All of our sheets have a UV coating on at least one side to stop UV deterioration, ensuring a longer life span. Always check when installing to eliminate the chance of installing the wrong way around. These sheets are extremely easy to cut and drill making them an ideal DIY friendly glazing alternative.

APPROX DIMENSIONS		2mm Thick		3mm Thick		4mm Thick		6mm Thick	
Millimetres	Inches	PART	PRICE	PART	PRICE	PART	PRICE	PART	PRICE
1220 x 610	48" x 24"	FC21206CL	£13.64	FC31206CL	£20.47	FC41206CL	£27.28	FC61206CL	£40.94
1220 x 1220	48" x 48"	FC21212CL	£27.28	FC31212CL	£40.93	FC41212CL	£54.56	FC61212CL	£81.87
2440 x 1220	96" x 48"	FC22412CL	£57.29	FC32412CL	£85.95	FC42412CL	£114.58	FC62412CL	£171.93
1000 x 750	39" x 29 ^{1/2} "	FC21007CL	£14.15	FC31007CL	£21.23	FC41007CL	£28.30	FC61007CL	£42.47
1500 x 1000	59" x 39"	FC21510CL	£28.30	FC31510CL	£42.47	FC41510CL	£56.60	FC61510CL	£84.94
2050 x 750	78 ^{3/4} " x 29 ^{1/2} "	FC22007CL	£28.30	FC32007CL	£42.47	FC42007CL	£56.60	FC62007CL	£84.94
2050 x 1500	78 ^{3/4} " x 59"	FC22015CL	£59.43	FC32015CL	£89.18	FC42015CL	£118.86	FC62015CL	£178.36
3050x 2050	118" x 78 ^{3/4} "	FC23020CL	£124.52	FC33020CL	£186.85	FC43020CL	£249.04	FC63020CL	£373.71

SECONDARY GLAZING STRIP

PART	PRICE
FT24WH	£6.02

2.44M (8ft) WHITE

Easy to install, 2.4M long strips will accept 2mm or 3mm panels. The strip is in 2 sections, the inner section is pushed around the edge of the sheeting and then screwed into the frame, then the top screw cover is pushed into place.



SECONDARY MAGNET GLAZING

PART	PRICE
MG5	£26.39

5M (16' 4") Per Roll

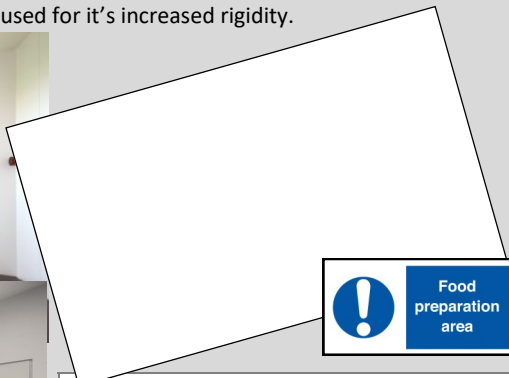

Two self-adhesive strips, one part is magnetised, the other steel. Applied by sticking one part to the framework and the other to the sheeting. Once installed it will be magnetically held into position making it easy to remove for cleaning or access.



IDEAL FOR: Bathrooms, Food preparation areas, Clean Rooms & Easy to clean areas

WHITE PVC PANELS

Chemically resistant with a **Class 1 Fire Rating**. These 2440mm x 1220mm (8' x 4') panels are impervious to water and when installed correctly are compliant with statutory regulations for wall coverings in areas of food preparation and packaging. If the area you wish to apply the sheets to isn't smooth and flat then the 3mm should be used for it's increased rigidity.



MULTI-TRIM WHITE

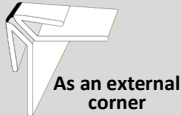
2.44M (8ft)

Designed for use with the 2-3mm white PVC sheets. The clever design has a flexible co-extrusion along the centre to accommodate any angle from 90°-270°

As an H Joint



As an internal corner



As an external corner

PART	PRICE
FMT2WH	£2.96

APPROX DIMENSIONS

2mm Thick

Millimetres	Inches	PART	PRICE
2440 x 1220	(96" x 48")	FP22412WH	£29.99

3mm Thick

2440 x 1220	(96" x 48")	FP32412WH	£44.99
-------------	-------------	-----------	--------

WHITE CLEANROOM SEALANT

A high-quality neutral, elastic low modulus silicone sealant. This product was developed for sealing applications in critical surroundings (hospitals, laboratories, pharmaceutical industry) and in foodsafe applications.



C3 Cartridge

PART	PRICE
SCRSWH	£6.49

2 PART ADHESIVE

This 2 Part Adhesive is designed for use with all our Solid PVC sheets. When cured you have a tough elastic bond that's resistant to water, solvents and heat.



PART	PRICE
FPC2PA	£32.78

6.5L Tub

EDGE TRIM WHITE

PART	PRICE	Size 2.4M (8ft) Usable with 2 & 3mm
FTE2WH	£3.10	



JOINTING TRIM WHITE

PART	PRICE	Size 2.4M (8ft) Usable with 2 & 3mm
FTH2WH	£4.89	



EXTERNAL CORNER WHITE

PART	PRICE	Size 2.4M (8ft) Usable with 2 & 3mm
FTEC2WH	£4.99	



SMALL INTERNAL CORNER TRIM


PART	PRICE	Size 2.4M (8ft) Usable with 2 & 3mm
FTSC2WH	£3.99	





2.5mm x 2500mm x 1220mm

Beautiful Hi Gloss u-PVC sheets in vibrant colours made from fire rated material with a high chemical resistance. Our U-PVC sheets have a wide operating temperature range (0°C - 80°C) which gives a cost effective material that is easy to install and maintain. Ideal for use in Bathrooms, Wet rooms, Kitchens and many other residential and commercial applications



Key characteristics

- Fire rated to UL94 - V-0.
- High chemical resistance.
- Effective, reliable joining.
- Cost effective and easy to install.

PVC Sheets		2.5mm Thick	
Size	PART	PRICE	
2500 x 1220 (98"x 48")	FP22512*	£96.02	
Trims 2.4M			
2 Part Edge Trim	FTE2*	£6.82	
2 Part Joining "H" Trim	FTH2*	£8.20	
External Corner Trim	FTEC2*	£5.55	
Internal Corner Trim	FTSC2*	£4.01	



2 Part Edge Trim



2 Part H Trim



External Corner

Internal Corner

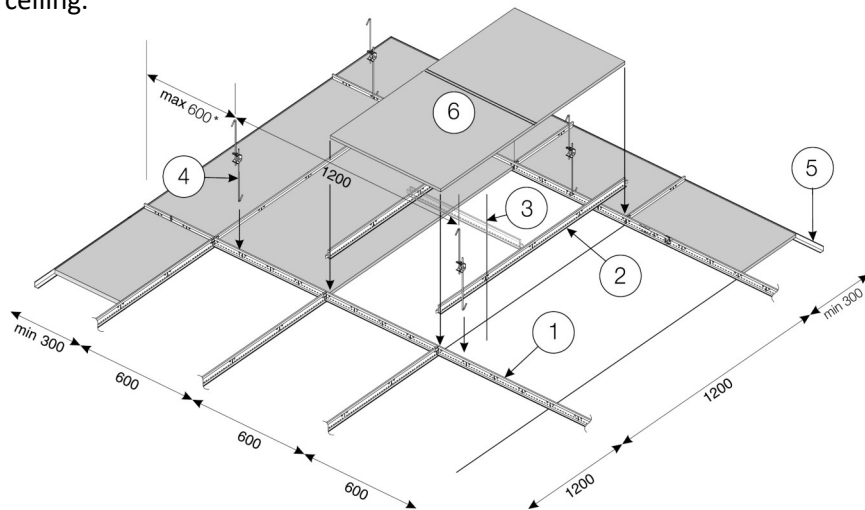


2.5mm COLOURED PVC SHEETS


SUSPENDED CEILINGS



Armstrong suspended ceilings are designed for maximum effect with modest cost and fast installation times. The professional steel framing interlocks for rigidity and is fully Fire Rated for areas with public access. An easy to assemble system that gives you a neat and clean finish to any ceiling.



ITEM NO	DESCRIPTION	PART	PRICE
1	Main "T" 3.6M (11' 9")	CFT36	£8.65
2	Spacer "T" 1.2M (3' 11¼")	CFT12	£2.92
3	Spacer "T" 0.6M (1' 11 ½")	CFT06	£1.40
4	Suspension Wire 10M	CW10	£3.38
4	Suspension Wire 100M	CW100	£25.35
5	Wall Angle 3M (9' 10")	CWF3	£5.46



The white-faced, galvanised, steel interlocking frame is fast and easy to install. An angle section is fitted around the walls, then the main 'T' sections rest on these and reach across the room. The spacer 'T's are then fitted to create the desired tile space.



CEILING TILES Prismatic, Fissured & Sandgrain

FISSURED Tiles

The non-directional FINE FISSURED surface is easy to install and effective for sound absorption. Ideal for use in circulation areas, meeting rooms, cinemas etc. Fissured face tiles meet the EEA Euro class A2-S1 Fire Rating standard. With excellent sound and heat insulation properties, they have a pale surface that reflects 75% of ambient light and are easy to cut and fit.



DUNE SANDGRAIN Tiles

The non-directional Dune tile has a fine sand grain finish with a lipped edge so the tile sits below the framework rather than on it, to create a 3 dimensional ceiling. Ideal for use in schools and offices. Meeting the EEA Euro class A2-S1 Fire Rating standard, it has high sound and heat insulation properties with the further advantages of being highly resistant to humidity and water




with a surface that reflects 85% of ambient light.

PANEL TYPE		595mm X 595mm			1195mm X 595mm		
DESCRIPTION	COLOUR	PART	Qty	PRICE	PART	Qty	PRICE
PRISMATIC	CLEAR	CP66CL	1	£6.68	CP126CL	1	£10.14
PRISMATIC	OPAL	CP66WH	1	£8.18	CP126WH	1	£14.94
FISSURED	WHITE	CF66	1	£4.88	CF126	1	£8.96
DUNE SANDGRAIN	WHITE	CSF66	1	£7.02	N/A	N/A	N/A
BOX OF FISSURED	WHITE	CFB66	16	£65.06	CFB126	10	£77.16
BOX DUNE SANDGRAIN	WHITE	CSFB66	16	£93.55	N/A	N/A	N/A

PRISMATIC Panels

Prismatic panels are translucent allowing light to pass through them into the space below, two versions are available in both the Oblong and Square sizes. Clear panels have a diamond pattern on the lower surface and transmit the most light, whilst the Opal panels diffuse the light to reduce shadows.



All our ceiling tiles are designed to fit standard ceiling systems that accept 595mm x 595mm or 595mm x 1195 tiles.


For our online guides and parts list calculator please see our website www.cabp.co.uk

HAVING TROUBLE?

We can help calculate the materials required

GEO panel SMALL 5mm PANEL PACKS

Interlocking internal paneling system available in a range of finishes, ideal for bathroom & kitchen walls & ceilings



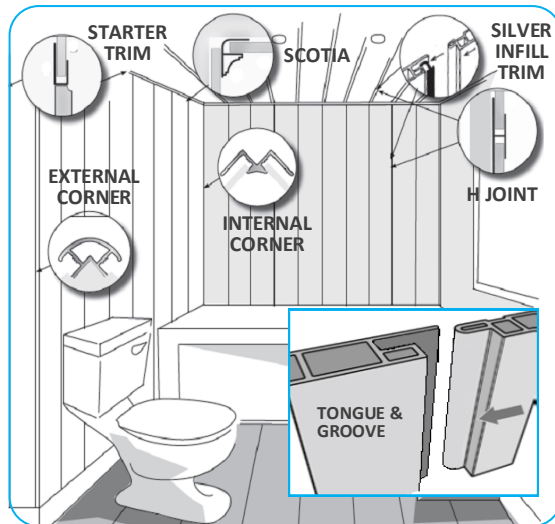
EASY TO USE

- ✓ Perfect alternative to tiling
- ✓ No training needed
- ✓ Cover over any existing surface
- ✓ Super fast installation
- ✓ Simple tongue & groove system
- ✓ Range of trims available

BENEFITS

- ✓ 100% Waterproof PVC
- ✓ Hygienic wipe-clean surface
- ✓ No grouting to discolour/ leak
- ✓ Insulation for walls & ceilings
- ✓ Mould-free material
- ✓ Sound proofing

FIXING INSTRUCTIONS Fitting is easy, with no specialist tools or training required. The panels simply interlock forming a watertight finish without grouting or drying time. The best alternative to standard tiling.



GEO panel CEILING PANELS

Gloss White with Silver trim panels, available in packs of 5, ideal for cladding ceilings to give a modern and attractive clean finish. Manageable panel size for easy installation. Geo panel are designed to interlock together using a simple tongue and groove system. A range of trims is also available for a professional finish.

PANEL SIZE. 5mm thick x 2700mm x 200mm pack of 5

PANEL SIZE. 5mm thick x 4000mm x 200mm pack of 5

PART	PRICE
CIGPSWH	£44.87
CIGPS4WH	£66.36



▶ HUGE RANGE OF STYLES - Available in packs of 4 panels each 2700mm x 250mm (Covers 2.7m²)

PACK OF x4

GLOSS WHITE Plain white.	PART	PRICE
	IGPSGW	£39.90
	4M Long Boards → IGPS4GW	£59.08

PACK OF x4

LIGHT GREY MARBLE A traditional light marble colour.	PART	PRICE
	IGPSGM	£39.90

PACK OF x4

BLACK MARBLE A traditional Black marble colour.	PART	PRICE
	IGPSBM	£39.90

PACK OF x4

PERGAMON MARBLE A traditional marble colour.	PART	PRICE
	IGPSPM	£39.90

PACK OF x4

WHITE DIAMOND A trendy light sparkly colour.	PART	PRICE
	IGPSWD	£48.16

PACK OF x4

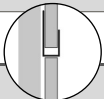



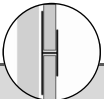
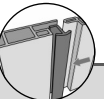
BLACK DIAMOND A trendy dark sparkly colour.	PART	PRICE
	IGPSBD	£48.16

Also available in larger
2400mm x 1000mm
10mm Thick single panels
SEE PAGE 62

+ SILICONES & ADHESIVES
SEE PAGE 85 ONWARDS

GEO-PANEL CLEANER A powerful cleaning agent designed specifically for cleaning geopanel 500ml SPRAY BOTTLE	PART	PRICE
	IGPCS	£5.40



▶ TRIMS 2.7M Long													
		Starter/Edge		External corner		Internal corner		Scotia		H-Joint		Infill Trim	
	COLOUR	PART	PRICE	PART	PRICE	PART	PRICE	PART	PRICE	PART	PRICE	PART	PRICE
	SILVER	IGPSUSI	£6.39	IGPSESI	£8.75	IGPSISI	£8.51	IGPSSSI	£9.04	IGPShSI	£7.67	IGPSFSI	£8.94
WHITE	IGPSUWH	£6.09	IGPSEWH	£6.18	IGPSIWH	£8.48	IGPSSWH	£7.67	IGPSHWH	£6.13	N/A	N/A	

GEO panel INTERNAL INTERLOCKING WALL CLADDING

Large Panel Size. 10mm thick
2400mm X 1000mm Covers(2.4m²)

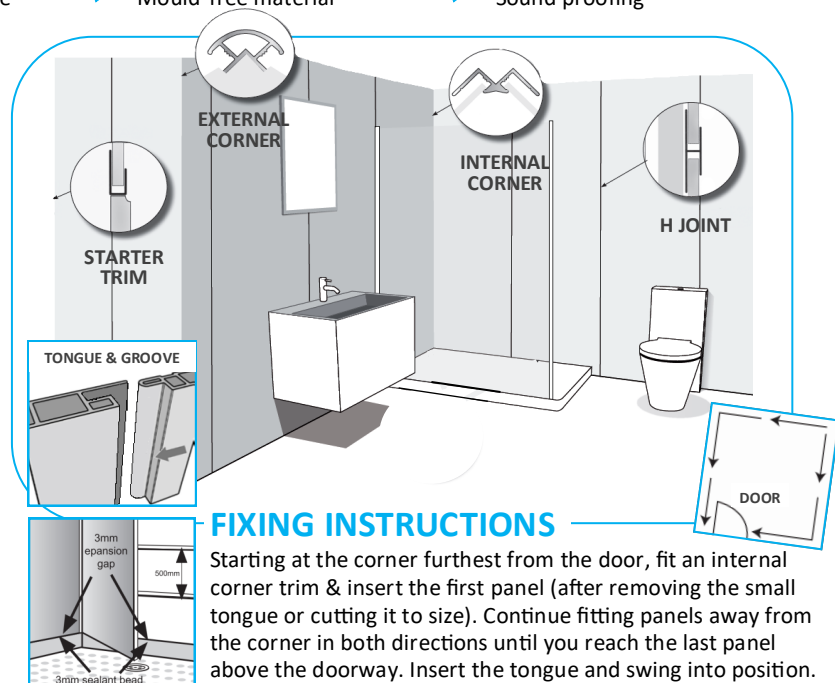
Internal panelling system available in a range of finishes, ideal for bathroom & kitchen walls.

EASY TO USE

- ✓ Perfect alternative to tiling
- ✓ Cover over any existing surface
- ✓ Simple tongue & groove system
- ✓ No training needed
- ✓ Super fast installation
- ✓ Range of trims available

BENEFITS

- ✓ 100% Waterproof PVC
- ✓ No grouting to discolour/ leak
- ✓ Mould-free material
- ✓ Hygienic wipe-clean surface
- ✓ Insulation for walls & ceilings
- ✓ Sound proofing



All 10mm panels sold in single packs

TRIMS 2.4M Long Aluminium

WHITE GLOSS

Gloss finish

PART	PRICE
IGPLGW	£59.50

WHITE MARBLE

Gloss finish

PART	PRICE
IGPLWM	£59.50

LIGHT GREY MARBLE

Gloss finish

PART	PRICE
IGPLGM	£59.50

PERGAMON MARBLE

Gloss finish

PART	PRICE
IGPLPM	£59.50

TRAVERTINE MARBLE

Gloss finish

PART	PRICE
IGPLTM	£59.50

BLACK MARBLE

Gloss finish

PART	PRICE
IGPLBM	£59.50

BLACK DIAMOND

Gloss finish

PART	PRICE
IGPLBD	£66.50

GREY DIAMOND

Gloss finish

PART	PRICE
IGPLGD	£66.50

WHITE DIAMOND

Gloss finish

PART	PRICE
IGPLWD	£66.50

ARCTIC SPARKLE

Gloss finish

PART	PRICE
IGPLAS	£66.50

SILVER METALLIC

Matt finish

PART	PRICE
IGPLSM	£70.00

BEIGE CONCRETE

Matt finish

PART	PRICE
IGPLCB	£70.00

GREY CONCRETE

Matt finish

PART	PRICE
IGPLCG	£70.00

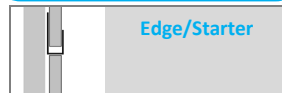
FIX ALL FLEXI

MULTI USE sealant, adhesive and filler with high flexibility. Internal or external use. Virtually odourless, over paintable with most paints, Non staining on stone and contains a fungicide. Suitable for sanitary applications

COLOUR	PART	PRICE
WHITE	SFAWH	£5.99
BLACK	SFABK	£5.99
BROWN	SFABR	£5.99
GREY	SFAGY	£5.99



C3 Cartridge



COLOUR	PART	PRICE
SILVER	IGPUASI	£10.64
WHITE	IGPUAWH	£10.64



COLOUR	PART	PRICE
SILVER	IGPEASI	£16.98
WHITE	IGPEAWH	£16.98



COLOUR	PART	PRICE
SILVER	IGPIASI	£16.98
WHITE	IGPIAWH	£16.98



COLOUR	PART	PRICE
SILVER	IGPHASI	£13.80
WHITE	IGPHAWH	£13.80

GEOPANEL CLEANER

A powerful cleaning agent designed specifically for cleaning Geopanel



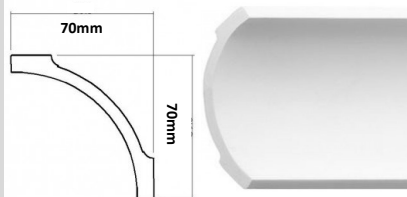
IGPCS	£5.40
-------	-------

C & A Have expanded the range of Emafyl products which now include decorative mouldings and coving. These British manufactured products are extruded in polystyrene and have a "Ready To Use" finish so can be installed straight away or you can paint it in a colour of your choice.



70mm x 70mm Coving

Standard Traditional plain Scoop coving that can be over painted.

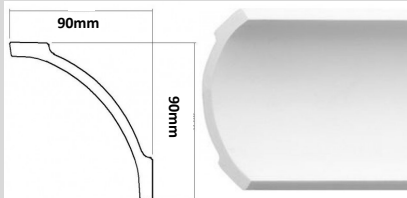


Length 2.9M

PART	PRICE
IC523	£8.87

90mm x 90mm Coving

Traditional plain scoop coving that can be over painted.

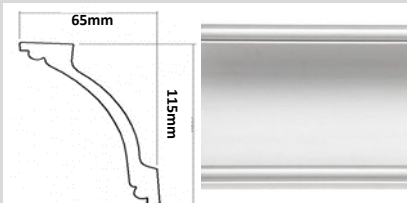


Length 2.9M

PART	PRICE
IC524	£9.67

65mm x 115mm Coving

Traditional plain double bead coving that can be over painted.

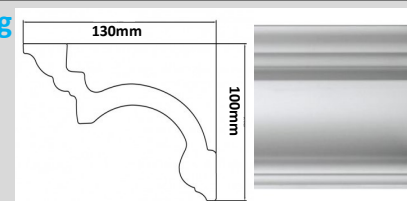


Length 2.9M

PART	PRICE
IC529	£11.28

130mm x 100mm Coving

Large Traditional decorative coving that can be over painted

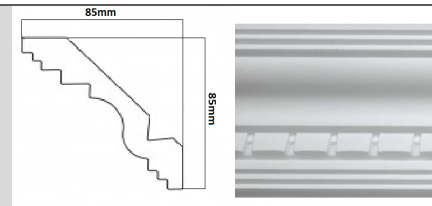


Length 2.9M

PART	PRICE
IC504	£20.02

85mm x 85mm Dental

Decorative Dental cornice with that can be over painted




Length 2.9M

PART	PRICE
IC507	£19.06

Mitre Box

Special large design for cutting all the range or cornices and skirtings up to 165mm wide. Cutting profiles is made easy using this large format mitre box.



Up To 165mm

PART	PRICE
IMB7	£10.45

GRIP ALL— Solvent Free

WHITE Ultra-strong gap filling grab adhesive with Soudal's unique Reinforced Bonding Technology. Compatible with most building materials, porous and non-porous.

Solvent free - . High initial grab - 300kg/m2.
C3 Cartridge

PART	PRICE
SGASF	£3.10



FIXING KNOW HOW:

- Ensure surfaces are clean, dry and free from dust.
- Mitre the moulding the same way as if it were wood for a perfect joint.
- Fix the profile in place using a solvent free gunnable adhesive.
- If require a caulking maybe used to fill joints
- No need to paint but if you want to then you can just paint straight away

Detailing the natural beauty of wood planks, realistic timber variations, grain effect and surface texture, combined with reproduced tones gives each plank an authentic appearance.

Camaro Loc is the ideal solution for transforming your home with the minimum of disruption, this range has an interlocking grooves to allow quick & easy installation. With a range of colours available spanning both wood and stone designs in hand selected shades to provide a beautiful, practical design for any interior space.

Some of key features:

A polyurethane coating to reduce maintenance, A BRE Global Generic A+ Rating for major areas, Made with up to 40% recycled content, An R10 slip rating. A 10 Year residential & commercial warranty.

Specifications

906mm (length) x 145mm (width)

15 Planks per pack 1.98m² per pack

4mm Thick

WOOD RANGE SMALL PLANK
(15 Planks Per Pack)

COLOUR	PART	PRICE
GREY MOUNTAIN ASH	CLPGMA	£68.67
RICH VALLEY OAK	CLPRVO	£68.67
WHITE LIME OAK	CLPWLO	£68.67



GREY MOUNTAIN ASH



RICH VALLEY OAK



WHITE LIME OAK

Other shades available please call for samples or information: 01634 374444



Installation Method:

Simple interlocking click system that requires no adhesive.

VINYL LOC UNDERLAY 10m²




Designed to prevent the planks sliding or becoming damaged due to uneven subfloors, Vinyl loc underlay also acts as a light shock-absorber, and is ideal for use in apartments and bedrooms to reduce noise to neighbouring rooms. Suitable for use over underfloor heating and should be laid if underfloor heating is to be installed. Each pack covers 10 square meters.

DISCRIPTION	PART	PRICE
VINYL LOC UNDERLAY	CLUND	£68.95

INTERLOCKING LUXURY VINYL FLOORING

CAMARO LOC WOOD LARGE PLANK.



CLARA OAK



HICKORY OAK



SMOKE LIMED OAK



INSTALLATION MADE SIMPLE



Polyflor Vinyl
Loc Underlay

Camaro Loc

Specifications

1212mm (length) x 177mm (width)
9 Planks per pack | 1.94m² per pack
4mm Thick

WOOD RANGE LARGE PLANK (9 Planks Per Pack)

COLOUR	PART	PRICE
CLARA OAK	CLPCO	£67.28
EVERGREEN OAK	CLPEO	£67.28
HICKORY OAK	CLPHO	£67.28
GREY DRIFWOOD	CLPGD	£67.28
SMOKE LIMED OAK	CLPSLO	£67.28
VIENNA OAK	CLPTVO	£67.28


Other shades available please call
for samples or information:
01634 374444



From as low as
£34.68 per M²



EVERGREEN OAK



GREY DRIFWOOD



VIENNA OAK





CAMARO LOC STONE RANGE



GREY FLAGSTONE



BLACK SHADOW SLATE



CLASSIC YORKSTONE

From as low as £34.68 per M²

Specifications
603mm (length) x 298mm (width)
11 tiles per pack | 1.98m² per pack
4mm Thick

STONE RANGE (11 Tiles Per Pack)

COLOUR	PART	PRICE
BLACK SHADOW SLATE	CLTBSS	£68.67
CLASSIC YORKSTONE	CLTCY	£68.67
GREY FLAGSTONE	CLTGF	£68.67
ISLA CONCRETE	CLTIC	£68.67
MAISON CONCRETE	CLTMC	£68.67

**Other shades available please call
for samples or information:
01634 374444**



ISLA CONCRETE



MAISON CONCRETE

- Made from durable extruded polystyrene and paintable.
- All the benefits of wood such as it cuts and joins just like wood.
- None of the disadvantages of wood such as splitting, warping or woodworm.
- Light weight, easy to handle with no imperfections like knots.
- High quality and consistent finish on every length due to foil finish.
- Moisture resistant and can be used in areas of high humidity.
- Competitively priced when compared to the equivalent quality and finish of natural wooden products.

Emafyl




A British Manufacturing Company



2.9M x 120mm x 14mm Skirting Board

COLOUR	PART NO	PRICE
WHITE	IS594WH	£15.41




2.92M x 100mm x 14mm Ogee Skirting Board

COLOUR	PART NO	PRICE
WHITE	IS508WH	£12.01
LIGHT OAK	IS508LO	£12.01



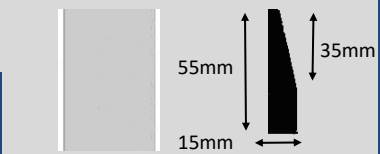
2.92M x 140mm x 17mm Torus Skirting Board

COLOUR	PART NO	PRICE
WHITE	IS509WH	£20.63
LIGHT OAK	IS509LO	£20.63




2.2M x 55mm x 15mm Architrave

COLOUR	PART NO	PRICE
WHITE	IA595WH	£5.94




2M x 18mm Scotia Trim

COLOUR	PART NO	PRICE
WHITE	IA565WH	£2.88
LIGHT OAK	IA565LO	£2.88




2.20M x 55mm x 14mm Ogee Architrave

COLOUR	PART NO	PRICE
WHITE	IA522WH	£5.94
LIGHT OAK	IA522LO	£5.94



2.20M x 55mm x 19mm Torus Architrave

COLOUR	PART NO	PRICE
WHITE	IA521WH	£7.52
LIGHT OAK	IA521LO	£7.52





JG Speedfit is a push-fit system suitable for the plumbing of domestic hot and cold water services and central heating applications, including pressurised and combi systems.

The System is approved by the Water Regulations Advisory Scheme. Speedfit 'PEM' fittings and PEX and Polybutylene Barrier Pipe are Kitemarked to BS7291 Parts 1, 2 and 3 Class

S Licence No KM39767.

Performance specifications are well within those required for most central heating and water supply systems including:

- **Mains fed and indirect cold water systems**
- **Vented and unvented hot water systems**
- **Vented central heating systems**
- **Sealed central heating systems provided temperatures and pressures comply with BS7291 Parts 1, 2 and 3 Class 5**
- **Underfloor heating**

Extensive tests have shown that Speedfit products will withstand temperatures and pressures well in excess of normal working conditions.

Speedfit should be installed to conform with good plumbing practice.

15mm SpeedFit

PRODUCT	PART	PRICE
15mm 3Mtr Pipe	SFP13	£5.79
15mm 25Mtr Pipe Coil	SFP125	£56.73
15mm Straight Connector	SFSC1	£1.80
15mm Equal Elbow	SFEE1	£2.11
15mm Equal Tee	SFET1	£3.10
15mm Pipe Inserts	SFSS1	£0.40
15mm Appliance Tee 3/4" bsp	SFAT1	£6.14
15mm Service Valve	SFPSV1	£6.81



22mm SpeedFit

22mm 3Mtr Pipe	SFP23	£11.36
22mm 25Mtr Pipe Coil	SFP225	£108.11
22mm Straight Connector	SFSC2	£2.78
22mm Equal Elbow	SFEE2	£3.34
22mm Equal Tee	SFET2	£4.69
22mm Pipe Inserts	SFSS2	£0.52
15-22mm Straight Reducer	SFRC	£4.90



PRODUCT	SINGLES	
	PART	PRICE
15mm Double Check Valve	SFDCS1	£9.13
15mm x 1/2" Straight Tap Connector	SFST1	£3.75
15mm x 3/4" Straight Tap Connector	SFST13	£4.15
22mm x 3/4" Straight Tap Connector	SFST2	£4.52
15mm x 1/2" Bent Tap Connector	SFBTC1	£4.35
15mm x 1/2" 300mm Flex Tap Connector	SFTC13	£6.50
15mm x 3/4" 300mm Flex Tap Connector	SFTC133	£7.83
22mm x 1/2" 300mm Flex Tap Connector	SFTC23	£8.49
Standard Pipe Cutter	SFPC	£26.99



15 & 22mm Copper Pipe, Fittings & Accessories

Manufactured to BS EN 1254-1:1998 Copper end feed and solder ring fittings (also known by the trademarked name Yorkshire fittings) are available from stock in sizes 15mm & 22mm. These fittings are suitable for use in solder joints with copper tube to manufactured to EN1057. Our comprehensive range of high quality copper end feed and solder ring fittings are for use in hot and cold water plumbing and heating systems. All our Solder Ring Fittings are **LEAD FREE** pre-soldered capillary connectors for joining copper pipes. These are ideal when fitting in confined spaces and where single handed fitting is required.

PRODUCT	15mm		22mm	
	PART No	PRICE	PART No	PRICE
3M Copper Tube	VCT31	POA	VCT32	POA
45Deg Copper End Feed	VEF145	£0.28	VEF245	£0.75
45deg Bend Copper Solder Ring	VS145	£0.55	VS245	£1.07
90Deg Copper End Feed	VEF190	£0.25	VEF290	£0.80
90deg Bend Copper Solder Ring	VS190	£0.54	VS290	£1.37
Copper Olive	VCO1	£0.21	VCO2	£0.25
Coupler Copper End Feed	VEFCO1	£0.16	VEFCO2	£0.44
Coupler Copper Solder Ring	VSRCO1	£0.42	VSRCO2	£0.93
Equal T Copper End Feed	VEFT1	£0.56	VEFT2	£1.24
Equal T Solder Ring	VSRT1	£0.98	VSRT2	£2.39
Link Lock Pipe Clip	VPC1	£0.10	VPC2	£0.14
Saddle Clip Copper	VSC1	£0.20	VSC2	£0.26
1/2" Tap Connector Copper End Feed	VEFTC112	£0.66	N/A	N/A
1/2" Tap Connector Copper Solder Ring	VSRTC112	£1.58	N/A	N/A
3/4" Tap Connector Copper End Feed	VEFTC134	£1.19	VEFTC234	£1.46
3/4" Tap Connector Copper Solder Ring	VSRTC134	£3.06	VSRTC234	£3.01



Types of Fitting

“End Feed” are plain/smooth fittings

“Solder Ring” has a raised Lead Free ring

PRODUCT	PART No	PRICE
22mm - 15mm Reducing Coupler Copper End Feed	VEFRC21	£0.67
22mm - 15mm Reducing Coupler Copper Solder Ring	VSRR21	£1.44
22mm x 15mm x 15mm Reducing T Copper End Feed	VEFT211	£4.42
22mm x 15mm x 15mm Reducing T Solder Ring	VSRT211	£2.97
22mm x 22mm x 15mm Reducing T Copper End Feed	VEFT221	£1.06
22mm x 22mm x 15mm Reducing T Solder Ring	VSRT221	£1.98
28mm x 1" Cylinder Union Copper End Feed	VEFCU281	£2.52
250gram Real Solder Leaded	VSL25	£9.08
500gram Real Solder Leaded	VSL50	£16.35
250gram Real Solder Lead Free	VSLF25	£9.99
500gram Real Solder Lead Free	VSLF50	£17.72
200gram Steel Wool	VSW20	£3.49



Can't Find the item you require? CALL US more items held in stock

15 & 22mm Brass Compression Fittings

Manufactured to BS EN 1254-2:1998 Compression fittings are available from stock in sizes 15mm & 22mm.

These fittings are suitable for use when creating joints with copper tube to EN1057 and are ideal where the use of flames is not possible or permitted. Compression fittings offer a quick and convenient way to build systems or carry out emergency repairs when the use of soldered joints is not possible.



PRODUCT	15mm		22mm	
	PART No	PRICE	PART No	PRICE
3M Copper Tube	VCT31	£ POA	VCT32	£ POA
90Deg Brass Compression Fitting	VBC190	£1.45	VBC290	£2.28
Coupler Brass Compression Fitting	VBCCO1	£1.27	VBCCO2	£1.92
End Cap Brass Compression Fitting	VBCEC1	£0.68	VBCEC2	£1.25
Equal T Brass Compression	VBCET1	£1.78	VBCET2	£3.28
1/2" Tap Connector Brass Compression	VBCTC112	£1.54	N/A	N/A
3/4" Tap Connector Brass Compression	VBCTC134	£2.01	VBCTC234	£3.40
22mm - 15mm Reducing Coupler Brass	N/A	N/A	VBCCO21	£2.41
22mm x 22mm x 15mm Reducing T	N/A	N/A	VBCRT221	£2.81
Brass Stop Cock	VBCSC1	£4.45	VBCSC2	£7.37
CU Red-Blue L B V	VBCRBV1	£4.58	VBCRBV2	£6.12
Isolating Valve Brass Compression	VBCIV1	£1.53	VBCIV2	£3.90
Tank Connector Brass Compression	VBCTC1	£1.95	VBCTC2	£3.66
Copper Olive	VCO1	£0.21	VCO2	£0.25



PRODUCT	PART No	PRICE
PTFE Tape	VPTFE	£0.37
PTFE Gas Tape	VPTEG	£0.81
250gram Real Solder Leaded	VSL25	£9.08
500gram Real Solder Leaded	VSL50	£16.35
250gram Real Solder Lead Free	VSLF25	£9.99
500gram Real Solder Lead Free	VSLF50	£17.72
200gram Steel Wool	VSW20	£3.49
3 - 22mm Standard Copper Pipe Cutter	VPCS	£2.78
3 - 30mm Standard Copper Pipe Cutter	VPCL	£4.25
Auto Start Blow Torch EN417 Connection	VASBT	£25.92
350G Butane Gas Cartridge	VBG35	£7.58
399G Butane Gas Cartridge CGA600	VBG39	£14.04
Fixed Basin Wrench	VFBW	£2.65
Adjustable Basin Wrench	VABW	£5.03



Cant Find the item you require? CALL US more items held in stock


16 & 22mm Buteline Pipe & Fittings



Based on hydraulic engineering principles and backed by superior manufacturing standards worldwide, Buteline's innovative products provide dependable plumbing solutions that are time-proven.

The Buteline Plumbing System is designed for hot and cold water reticulation using Polybutene-1 (PB-1) pipe and thermoplastic polymer fittings, or for cold water only using Polyethylene (PE) pipe and polymer fittings, utilising Buteline's proven and efficient clamping technique.

The Buteline Plumbing System has a proven performance record for over 35 years, and Buteline only selects materials which are specifically designed for their applications. Buteline always represents quality.



Buteline fittings are integrally strong and durable, the polymer fittings are moulded from a high tensile premium grade custom thermoplastic and pre-fitted with annealed aluminium sleeves. Brass fittings are made from de-zincification resistant (DZR) material. These fittings, once jointed with Buteline Polybutene-1 pipe, form a unique and technically superior joint, guaranteed for 25 years. Users will find the total concept much quicker and more economical than other available systems.

PRODUCT	16mm		22mm	
	PART No	PRICE	PART No	PRICE
25M Buteline Pipe Coil	BU-BPC26	£51.43	BU-BPC22	£111.25
50M Buteline Pipe Coil	BU-BPC56	£113.00	BU-BPC52	£222.50
100M Buteline Pipe Coil	BU-BPC106	£226.00	-	-
90Deg Equal Elbow	BU-BE16	£2.85	BU-BE22	£3.92
45Deg Bend	BU-BE4516	£4.48	BU-BE4522	£6.48
Straight Connector	BU-BS16	£0.21	BU-BS22	£0.25
Equal T	BU-BT16	£4.00	BU-BT22	£5.59
Equal Cross	BU-BCX40	£7.70	BU-BCX48	£9.16
Nail Pipe Clips	BU-BC16	£0.22	BU-BC22	£0.25
Blank Plug	BU-BPG16	£2.33	BU-BPG22	£3.20



PRODUCT	PART No	PRICE
16mm x 16mm x 22mm Reducing T	BU-BRT112	£4.98
22mm x 16mm x 16mm Reducing T	BU-BRT211	£5.35
22mm x 16mm x 22mm Reducing T	BU-BRT212	£5.59
22mm x 22mm x 16mm Reducing T	BU-BRT221	£5.55
16mm x 10mm Reducing Coupler	BU-BS1610	£3.42
22mm x 10mm Reducing Coupler	BU-BS2210	£5.64
22mm x 16mm Reducing Coupler	BU-BS2216	£3.59
28mm x 22mm Reducing Coupler	BU-BS2822	£7.34
22mm x 16mm x 16mm x 16mm Reducing Cross	BU-BCX46	£8.27
22mm x 16mm x 22mm x 16mm Reducing Cross	BU-BCX44	£8.99
22mm x 22mm x 22mm x 16mm Reducing Cross	BU-BCX42	£9.25
16mm to 15mm Copper Solder Connector	BU-BFB16	£4.20
1/2" BSP x 16mm Tap Connector	BU-BF16	£3.18
3/4" BSP x 22mm Tap Connector	BU-BF32	£6.75
1/2" BSPT x 16mm Male Adaptor	BU-BBM16	£7.42
Plastic - 16mm Buteline to 15mm Pushfit	BU-BP1615	£2.33
16mm Pro Clamp Tool	BU-PRO16	£83.33
22mm Pro Clamp Tool	BU-PRO22	£83.33



20mm, 25mm & 32mm MDPE Fittings



Blue MDPE plastic pipe is designed for below ground


use, however it may be used above ground in situations where it is not exposed to light and is protected against: undue warming, freezing and potential contamination from the environment.

Due to the way modern MDPE is made they have a life span of well past 50 years and has been used for all drinking water installations on new builds for many years

PRODUCT	20mm		25mm		32mm	
	PART	PRICE	PART	PRICE	PART	PRICE
25M Blue MDPE Pipe	MD-P2025	£ 17.60	MD-P2525	£23.47	MD-P3225	£ 38.93
50M Blue MDPE Pipe	MD-P2050	£49.95	MD-P2550	£46.93	MD-P3250	£77.87
100M Blue MDPE Pipe	MD-P20100	£70.40	MD-P25100	£93.87	MD-P32100	£155.73
90 Deg Elbow	MD-E20	£4.88	MD-E25	£7.17	MD-E32	£11.79
Straight Connector	MD-C20	£3.93	MD-C25	£4.20	MD-C32	£9.90
Equal Tee	MD-T20	£6.90	MD-T25	£10.80	MD-T32	£14.52
Pipe Liner	MD-L20	£0.38	MD-L25	£0.40	MD-L32	£0.66
Plastic Stop Tap Comp	MD-SV20	£23.22	MD-SV25	£32.93	MD-SV32	£51.00



PRODUCT	PART	PRICE
MDPE Lead Adaptor 25mmx1/2 7lb 7782 PK5	MD-AL25	£3.03
MDPE Lead Adaptor 32mmx1/2 9lb 7782 PK5	MD-AL32	£3.03
MDPE Copper Adaptor X & Y 20 x15mm 7438	MD-AC2015	£4.51
MDPE Copper Adaptor X & Y 25 x22mm 7438	MD-AC2522	£5.55
MDPE Copper Adaptor X & Y 25 x15mm 7438	MD-AC2515	£5.85
MDPE Reducing Coupling 25x20mm 7110	MD-R2520	£7.90
MDPE Reducing Coupling 32x25mm 7110	MD-R3225	£13.38
MDPE Reducing Coupling 32x20mm 7110	MD-R3220	£13.38
MDPE Universal Coupling 25 x 15-22mm	MD-UC2522	£14.46



Hand Tighten compression system which is durable and easy to install. Designed for carrying clean drinking water and fully WRAS approved for water supply lines and has been for many years. Install should be below ground to protect it from weathering and corrosion but can be used for temporary supplies above ground for short time periods

Cant Find the item you require? CALL US **01634 374444**



The **Kartell** K-Rad collection of radiators will enhance any home with space saving classic elegance and efficiency. Comprising over 210 sizes, they are manufactured using the latest state-of-the-art technology ensuring maximum efficiency.

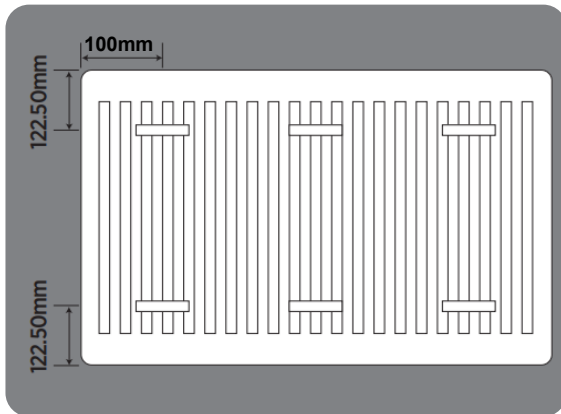
Internally welded with a final coating of white enamel (RAL9016) each radiator is degreased and zinc phosphated before being coated with water-based cathophoratic paint. The final coat is applied using an epoxy polyester electrostatic powder coating system that is baked to a hard finish. You also have the protection of our 'Kartell No Quibble Guarantee' against faulty manufacture which lasts for 10 years. All radiators come complete with factory fitted top grille and side panels.



CONNECTIONS

Each K-RAD Kompact radiator has 4 x 3/4" connections as standard. 3/4" valve adaptors are available, which provides a 3/4" inch connector option to the valve without reducing performance. **INSTALLATION** Everything required for installation can be found within the robust packaging.

APPLICATIONS K-RAD radiators are suitable for two pipe installations. For single pipe applications, it is advisable to use diversion tees in the pipework, as this will assist in obtaining design performance from the radiators. Brackets are of a strong design, with open top and deep slots, which facilitates easy and secure installation. Plastic inserts seat the radiator precisely on the bracket minimizing expansion and contraction noise. The neat nickel-plated plug and vent provide a watertight joint, whilst complementing the superior finish.



INSTALLATION A minimum of 100mm from the floor bottom of the radiator is required. There are two options for the valve centre to wall dimension which is dependant on how the wall plate is fitted. Type 11—40mm or 55mm, Type 21—65mm or 80mm, Type 22—82.5mm or 97.5mm

Single panel radiator
Single Convector
Type 11

Double panel radiator
Single Convector
Type 21

Double panel radiator
Double Convector
Type 22



For more information or additional technical information contact us or alternatively check our online store for information and downloads including output figures

TYPE	Type 11		Type 21		Type 22	
	SIZE H x W	PART	PRICE	PART	PRICE	PART
300mm X 400mm	KT-S304K	£15.75	-	-	KT-D304K	£31.58
300mm X 600mm	KT-S306K	£23.60	-	-	KT-D306K	£47.35
300mm X 800mm	KT-S308K	£27.53	-	-	KT-D308K	£63.14
300mm X 1000mm	KT-S310K	£39.35	-	-	KT-D310K	£78.93
300mm X 1200mm	KT-S312K	£47.22	-	-	KT-D312K	£94.72
300mm X 1400mm	KT-S314K	£55.08	-	-	KT-D314K	£110.5
300mm X 1600mm	KT-S316K	£62.95	-	-	KT-D316K	£126.29
400mm X 400mm	KT-S404K	£20.31	KT-P404K	£31.03	KT-D404K	£40.11
400mm X 500mm	KT-S405K	£25.38	KTP405K	£38.80	KT-D405K	£50.12
400mm X 600mm	KT-S406K	£30.46	KT-P406K	£46.55	KT-D406K	£60.15
400mm X 700mm	KT-S407K	£35.53	KT-P407K	£54.30	KT-D407K	£70.19
400mm X 800mm	KT-S408K	£40.60	KT-P408K	£62.07	KT-D408K	£80.20
400mm X 900mm	KT-S409K	£45.68	KT-P409K	£69.83	KT-D409K	£90.23
400mm X 1000mm	KT-S410K	£50.75	KT-P410K	£77.60	KT-D410K	£100.24
400mm X 1100mm	KT-S411K	£55.82	KT-P411K	£85.35	KT-D411K	£110.28
400mm X 1200mm	KT-S412K	£60.91	KT-P412K	£93.10	KT-D412K	£120.31
400mm X 1400mm	KT-S414K	£71.06	KT-P414K	£108.62	KT-D414K	£140.35
400mm X 1600mm	KT-S416K	£81.21	KT-P416K	£124.15	KT-D416K	£160.40
400mm X 1800mm	KT-S418K	£91.35	KT-P418K	£139.67	KT-D418K	£180.46
500mm X 300mm	KT-S503K	£43.24	-	-	KT-D503K	£55.10
500mm X 400mm	KT-S504K	£24.55	KT-P504K	£37.07	KT-D504K	£47.98
500mm X 500mm	KT-S505K	£30.69	KT-P505K	£46.34	KT-D505K	£59.96
500mm X 600mm	KT-S506K	£36.82	KT-P506K	£55.61	KT-D506K	£71.95
500mm X 700mm	KT-S507K	£42.98	KT-P507K	£64.89	KT-D507K	£83.94
500mm X 800mm	KT-S508K	£49.10	KT-P508K	£74.16	KT-D508K	£95.95
500mm X 900mm	KT-S509K	£55.23	KT-P509K	£83.43	KT-D509K	£107.94
500mm X 1000mm	KT-S510K	£61.39	KT-P510K	£92.07	KT-D510K	£119.93
500mm X 1100mm	KT-S511K	£67.51	KT-P511K	£101.97	KT-D511K	£131.92
500mm X 1200mm	KT-S512K	£73.66	KT-P512K	£111.25	KT-D512K	£143.91
500mm X 1300mm	KT-S513K	£79.80	-	-	KT-D513K	£155.90
500mm X 1400mm	KT-S514K	£75.94	KT-P514K	£129.77	KT-D514K	£167.88
500mm X 1500mm	KT-S515K	£92.07	-	-	KT-D515K	£179.89
500mm X 1600mm	KT-S516K	£98.21	KT-P516K	£148.31	KT-D516K	£191.88
500mm X 1800mm	KT-S518K	£110.49	KT-P518K	£166.86	KT-D518K	£215.86

TYPE	Type 11		Type 21		Type 22	
	SIZE H x W	PART	PRICE	PART	PRICE	PART
600mm X 300mm	KT-S603K	£46.23	-	-	KT-D603K	£59.79
600mm X 400mm	KT-S604K	£28.58	KT-P604K	£42.58	KT-D604K	£55.21
600mm X 500mm	KT-S605K	£35.72	KT-P605K	£53.24	KT-D605K	£69.01
600mm X 600mm	KT-S606K	£42.86	KT-P606K	£63.88	KT-D606K	£82.82
600mm X 700mm	KT-S607K	£50.03	KT-P607K	£74.54	KT-D607K	£92.62
600mm X 800mm	KT-S608K	£57.15	KT-P608K	£85.18	KT-D608K	£110.43
600mm X 900mm	KT-S609K	£64.32	KT-P609K	£95.82	KT-D609K	£124.22
600mm X 1000mm	KT-S610K	£71.46	KT-P610K	£106.48	KT-D610K	£138.02
600mm X 1100mm	KT-S611K	£78.60	KT-P611K	£117.12	KT-D611K	£151.81
600mm X 1200mm	KT-S612K	£85.75	KT-P612K	£127.76	KT-D612K	£165.62
600mm X 1300mm	KT-S613K	£92.89	KT-P613K	£138.42	KT-D613K	£175.01
600mm X 1400mm	KT-S614K	£100.04	KT-P614K	£149.06	KT-D614K	£193.23
600mm X 1500mm	KT-S615K	£107.18	KT-P615K	£159.70	KT-D615K	£207.04
600mm X 1600mm	KT-S616K	£114.32	KT-P616K	£170.35	KT-D616K	£220.84
600mm X 1800mm	KT-S618K	£128.61	KT-P618K	£191.65	KT-D618K	£248.44
750 X 400mm	KT-S704K	£32.46	KT-P704K	£48.87	KT-D704K	£62.45
750 X 500mm	KT-S705K	£40.45	KT-P705K	£61.09	KT-D705K	£78.05
750 X 600mm	KT-S706K	£48.55	KT-P706K	£73.30	KT-D706K	£93.67
750 X 800mm	KT-S708K	£64.71	KT-P708K	£97.74	KT-D708K	£124.89
750 X 1000mm	KT-S710K	£80.88	KT-P710K	£122.17	KT-D710K	£156.12
750 X 1200mm	KT-S712K	£97.07	-	-	KT-D712K	£187.36
750 X 1400mm	KT-S714K	£113.26	-	-	KT-D714K	£218.58
750 X 1600mm	KT-S716K	£129.43	-	-	KT-D716K	£249.79
900mm X 400mm	KT-S904K	£57.93	KT-P904K	£83.89	KT-D904K	£109.25
900mm X 500mm	KT-S905K	£72.39	KT-P905K	£104.86	KT-D905K	£136.57
900mm X 600mm	KT-S906K	£86.89	KT-P906K	£125.82	KT-D906K	£163.88
900mm X 700mm	KT-S907K	£101.37	KT-P907K	£146.79	KT-D907K	£191.20
900mm X 800mm	KT-S908K	£115.84	KT-P908K	£167.77	KT-D908K	£218.50
900mm X 900mm	KT-S909K	£130.32	KT-P909K	£188.75	KT-D909K	£245.82
900mm X 1000mm	-	-	-	-	KT-D910K	£273.14
900mm X 1100mm	-	-	-	-	KT-D911K	£300.45
900mm X 1200mm	-	-	-	-	KT-D912K	£327.75

For other sizes or styles please call us on 01634 790490

Talon® SNAPPIT Pipe Covers are the perfect, easy solution for covering up pipework.

The Snappit range has three main categories:

- 15mm Pipework Covers
- Towel Rail Kits
- Radiator Tail Kits

Snappit Kits

Snappit Kits make it even easier to find the best Pipe Cover for the specific use case.

We offer two types of Snappit Kits:

- Towel Rail Kits - in Chrome Effect
- Tail Rail Kits - in White, Anthracite Grey, Chrome Effect and Black



15mm PIPE COVERS			
COLOUR	LENGTH	PART	PRICE
White	1M	CSNW-1	£4.41
Chrome	1M	CSNC-1	£7.72
Pack of 10 15mm PIPE COVERS			
White	200mm	ACSNW-10	£9.83
Chrome	200mm	ACSNC-10	£16.46

Tail Rail Kits

Contains:

- 2 x 200mm Lengths of 15mm snappit
- 2 x 18mm Pipe collars

15mm TAIL RAIL KITS 200mm		
COLOUR	PART	PRICE
White	ACSNW-K2	£2.70
Black	ACSNB-K2	£4.99
Chrome	ACSNC-K2	£5.99
Anthracite	ACSNA-K2	£4.99



Towel Rail Kits 500mm

Contains:

- 2 x 500mm Lengths of 15mm snappit
- 2 x 18mm Pipe collars

15mm TOWEL RAIL KITS 500mm		
COLOUR	PART	PRICE
Chrome	ACSNC-K1	£9.99

Pipe Collars

Talon Manufacturing is the leading supplier of pipe collars in the UK and has been providing pipe covers, collars and accessories for over thirty years.

As a market leader in the supply of pipe collars, Talon offer a range of styles to ensure that customers are able to choose the most suitable option for the environment in which the pipe sits to conceal pipework in a way that remains aesthetically suitable.




SIZE	COLOUR	PACK QTY	PART	PRICE
15mm	White	10	PC15-10	£2.99
	Black	10	PC15-10BK	£4.67
	Chrome	10	PC15-10CH	£6.56
	Anthracite Grey	10	PC15-AG	£4.67
22mm	White	10	PC22-10	£3.31
	Chrome	10	PC22-10CH	£7.56
35mm	White	5	PC35-5	£2.08
	Black	10	PC35-10BK	£4.55
42mm	White	5	PC42-05	£2.19
	Black	10	PC42-10BK	£4.75
110mm	White	Single	PC110WH	£3.14
	Black	Single	PC110BL	£3.59



Over Skirting & Pipe Covers

A durable and attractive profile that enables pipework to be neatly covered. Available with a custom-designed Fixing Brackets for Over Skirting, this easy to fit product also comes with a wide range of accessories.

- Supplied in 3M lengths
- Manufactured in extruded white uPVC
- The finish is resistant to both mild acids and alkalis.
- Over Skirting is rated to a UL94 V-0 Flame spread rating making it suitable in almost any application.



PIPE COVERS	PART	PRICE
15mm x 3M Single Pipe Cover	CVS15-3	£7.29
15mm x 3M Double Pipe Cover	CVD15-3	£9.10
15mm Double Flat Corner	AD15FC	£1.49
15mm Connector Single	AD15SC	£0.64
15mm Double Inner Corner 2pk	AD15IC	£2.45
15mm Double Outer Corner 2pk	AD15OC	£2.63
22mm x 3M Single Pipe Cover	CVS22-3	£9.17
22mm x 3M Double Pipe Cover	CVD22-3	£14.42
22mm Double Flat Corner 2pk	AD22FC	£3.90
22mm Double Inner Corner 2pk	AD22IC	£3.17
22mm Double Outer Corner 2pk	AD22OC	£3.26
OVER SKIRTING	PART	PRICE
3M Skirting Cover	CSK105	£31.81
Over Skirting Fixing Bracket pk 4	AK105 FBS	£3.54
Outside Corner	AK105OC	£4.54
Inside Corner	AK105IC	£4.63
Cross Over "T"	AK105T15	£4.99
Stop End Right	AK105SER	£3.63
Stop End Left	AK105SEL	£3.63
MINI TRUNKING	PART	PRICE
16 x 16 x 3M Self Adhesive Mini Trunking	CMTA16	£2.81
25 x 16 x 3M Self Adhesive Mini Trunking	CMTA25	£4.22

Single Pipe Cover



Double Pipe Cover



Flat Corner



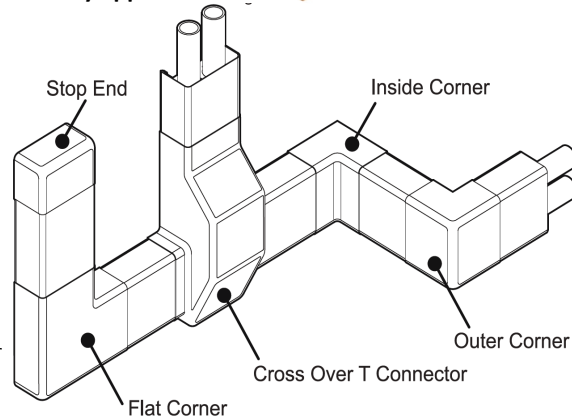
Connector



External Corner



Internal Corner




Over Skirting Bracket



Stop End

Cross Over "T"



Talon Pipe covers clip on to 15mm & 22mm pipe clips featured on page 76

BLACK & WHITE SOLVENT WASTE 32mm 40mm & 50mm



Kalsi solvent weld products are ideal for both the trade and diy applications. Used

throughout the home and industry for removing waste water from sinks, baths and other applications it is the popular chose due to being extremely quick to install and use with minimal wait times of just a few minutes. 32mm 40mm & 50mm Solvent waste pipe and fittings come in both **BLACK & WHITE**.

This easy to assemble product range that requires only the most basic of tools gives you a bond in seconds. The end result is a perfect seal and professional finish to every job.

Solvent Cement waste systems give that solid connection avoiding the problem of moving pipes and joints that can come apart resulting in unwanted floods.

All our waste products are manufactured to the following British Standards

BS 5255:1989
BS 4514:1983
BS 3943:1988
BS EN 1451:2000
and BBA approved



PRODUCT	32mm		40mm		50mm	
	PART No	PRICE	PART No	PRICE	PART No	PRICE
3M Long Pipe	WGP33*	£5.18	WGP43*	£6.48	WGP53*	£9.56
Coupler	WG3C*	£0.99	WG4C*	£0.99	WG5C*	£1.49
90° Bend	WG3B90*	£0.99	WG4B90*	£0.99	WG5B90*	£1.49
92.5° Bend	WG3B92*	£0.99	WG4B92*	£0.99	WG5B92*	£1.49
135° Bend	WG3B13*	£0.99	WG4B13*	£0.99	WG5B13*	£1.49
90° T Branch	WG3T*	£1.31	WG4T*	£1.31	WG5T*	£2.12
135° Y Branch	WG3Y*	£1.31	WG4Y*	£1.31	WG5Y*	£2.21
Pipe Clip / Bracket	WG3PC*	£0.57	WG4PC*	£0.57	WG5PC*	£0.65
Access Plug	WG3AP*	£0.99	WG4AP*	£0.99	WG5AP*	£1.49



Replace ALL asterisks * with colour code
WHITE = WH / BLACK = BK



PRODUCT	PART No	PRICE
Solvent Cement 125ml	WGSC12	£4.62
Solvent Cement 250ml	WGSC25	£8.40
40-32mm Reducer	WGR43	£0.99
50-32mm Reducer	WGR53	£1.49
50-40mm Reducer	WGR54	£1.49



Cant Find the item you require? CALL US on 01634 374444 as more items held in stock.

110mm

Soil pipe and fittings using Forsheda Seals to ensure ease of installation and a long life all made to British Standards



110mm Soil Pipe and Fittings are compatible with all standard 110mm soil and underground systems in the UK. Kalsi 110mm Soil waste system compliments our 110mm underground system and our 32mm, 40mm and 50mm solvent weld waste system. The complete system consists of extruded pipe sections and injection moulded fittings and provides an efficient way to convey sanitary waste from all types of buildings. The components in these systems enable the construction of Soil and Waste installations complying with the requirements of BS EN 12056-2:2000, and

with The Building Regulations 2002. Building Standards (Scotland) Regulations 1990. Building Regulations (Northern Ireland) 1990.



WASTE ADAPTOR ACCESSORIES

110mm Strap On Boss	WSSOB	£4.77
32mm Rubber Waste Adaptor	WSRA32	£4.08
40mm Rubber Waste Adaptor	WSRA40	£4.08
50mm Rubber Waste Adaptor	WSRA50	£4.08
4" Clay to 110mm PVC Coupler	WU44CP	£10.83
4" Cast Iron to 110mm PVC	WS44CIP	£10.83
4" to 6" Coupler	WU46CP	£22.65
110mm to 32&40mm Connection	WSWA32-40	£29.79

PRODUCT	PART No	PRICE
3M Long Pipe Plain	WS30P	£22.16
3M Long Pipe Single Socket	WS30S	£24.35
Coupler Double Socket	WSCD	£6.18
92.5° Bend Single Socket	WSB92S	£9.50
92.5° Bend Double Socket	WSB92D	£11.02
92.5° Access Bend Double Socket	WSAB9	£27.83
135° Bend Single Socket	WSB13S	£9.50
135° Bend Double Socket	WSB13D	£11.02
0—90° Adjustable Bend	WSABD	£26.67
92.5° Branch Double Socket	WST92D	£14.69
92.5° Branch Triple Socket	WST92T	£14.69
135° Branch Double Socket	WSY13D	£14.69
135° Branch Triple Socket	WSY13T	£14.69
92.5° Access Branch Triple Socket	WSAT92T	£28.91
92.5 Double T Branch	WSDT92	£79.99
110mm Soil Pipe Bracket	WSPB	£2.54
110mm Soil Pipe Vent Cowl	WSVC	£8.30



Can't Find the item you require?
CALL US more items held in stock

BS 3943:1988: Specification for plastic waste traps. BS 4514:1983: Specification for unplasticised PVC soil and ventilating pipes, fittings and accessories. BS EN 1451:2000 Plastics piping systems for soil and waste discharge within the building structure – polypropylene. BS 5255:1989: Specification for thermoplastics waste pipe and fittings. .

110mm SOIL

110mm Underground drainage pipe and fittings using Forsheda Seals to ensure ease of installation and all made to BS standards

110mm Underground Pipe and Fittings are compatible with all standard 110mm soil and underground systems in the UK. Kalsi 110mm Underground systems compliments our 110mm soil and our 32mm, 40mm and 50mm solvent weld waste system. The complete system consists of extruded pipe sections and injection moulded fittings and provides an efficient way to convey sanitary waste from all types of buildings.

The components in these systems enable the construction of Soil and Waste installations complying with the requirements of BS EN 12056-2:2000, and with The Building Regulations 2002. Building Standards (Scotland) Regulations 1990. Building Regulations (Northern Ireland)



PRODUCT	PART No	PRICE
3M Long Pipe Single Socket	WU30S	£14.98
3M Long Plain Pipe	WU30P	£14.55
6M Long Pipe Single Socket	WU60S	£31.67
Coupler Double Socket	WUCD	£3.24
Slip Coupler Double Socket	WUSCD	£3.87
15° Bend Single Socket	WUB1S	£6.33
15° Bend Double Socket	WUB1D	£7.40
30° Bend Single Socket	WUB3S	£6.33
30° Bend Double Socket	WUB3D	£7.40
45° Bend Single Socket	WUB4S	£6.33
45° Bend Double Socket	WUB4D	£7.40
87.5° Bend Single Socket	WUB8S	£6.33
87.5° Bend Double Socket	WUB8D	£7.40

PRODUCT	PART No	PRICE
87.5° Rest Bend Single Socket	WURB8S	£18.31
87.5° Rest Bend Double Socket	WURB8D	£20.90
45° Long Radius Bend	WULRB4S	£31.38
87.5° Long Radius Bend	WULRB8S	£33.04
0—90° Adjustable Bend	WUABD	£23.24
45° Branch Double Socket	WUY4D	£13.32
45° Branch Triple Socket	WUY4T	£14.35
87.5° Branch Double Socket	WUT8D	£13.32
87.5° Branch Triple Socket	WUT8T	£14.35

Can't Find the item you require?
CALL US more items held in stock

Manufactured to BS EN 1401-1: Plastic piping systems for 1998 (SN4) non-pressure underground drainage and sewerage. PVCu - Part 1: Specifications for pipes, fittings and system. BS4660: 1989 Specification for plasticized. PVC pipes and fittings of sizes 110mm for below ground drainage. BS5481: 1997 (1989) Specification for plasticized. PVC pipes and fittings for gravity

110mm

Underground drainage pipe and fittings using Forsheda Seals to ensure ease of installation and all made to BS standards



With a selection of fittings covering most applications including drainage chamber bases, risers and drain covers. Compatible with our

range of soil and solvent waste systems to give you a complete range of products. The components in these systems enable the construction of Soil and Waste installations complying with the requirements of BS EN 12056-2:2000, and with The Building Regulations 2002. Building Standards (Scotland) Regulations 1990. Building Regulations (Northern Ireland) 1990.

PRODUCT	PART No	PRICE
Square Hopper	WUSH	£11.24
Integral Hopper	WUIH	£18.99
Plain Bottle Gully	WUPERG	£13.37
Back Inlet Rod able Gully	WUBIRG	£13.37
Low Trap	WULT	£11.24
Low Back P Trap	WULBPT	£22.26
Aluminium Rodding Eye	WUARE	£17.66
Access Plug	WUAP	£7.86
Socket Plug	WUSP	£4.13
160mm Spigot to 110mm Socket	WUCRC16	£10.59



PRODUCT	PART No	PRICE
320mm Chamber Base 185mm Invert	WU32CB	£33.47
320mm Raising Piece 140mm	WU32RP	£14.40
320mm Round Plastic Cover & Frame	WU32RC	£32.58
320mm Square Plastic Cover & Frame	WU32SC	£46.53
470mm Chamber Base 225mm Invert	WU47CB	£47.45
470mm Raising Piece 235mm	WU47RP	£20.20
470mm Round Plastic Cover & Frame	WU47RC	£38.49
470mm Square Plastic Cover & Frame	WU47SC	£60.89
600x450 Block Paving Manhole Cover	WUMHC	£71.60
1ltr Soluble Lubricant	WUSL1	£18.48
4" Clay to 110mm PVC Coupler	WU44CP	£10.83
4" Cast Iron to 110mm PVC	WS44CIP	£10.83
4" to 6" PVC Rubber Coupler	WU46CP	£24.24
1M Drain Channel and Grate 5 Ton	WD1DC	£12.56
Drain Channel Junction Block	WDPCB	£9.99
Drain Channel Outlet	WDPCO	£4.49
Drain Channel Stopend	WDPCS	£4.19



Cant Find the item you require? CALL US more items held in stock. Manufactured to BS EN 1401-1: Plastic piping systems for 1998 (SN4) non-pressure underground drainage and sewerage. PVCu - Part 1: Specifications for pipes, fittings and system. BS4660: 1989 Specification for plasticized. PVC pipes and fittings of sizes 110mm for below ground drainage. BS5481: 1997 (1989) Specification for plasticized. PVC pipes and fittings for gravity sewers.

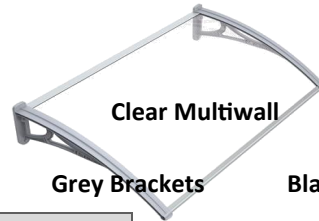
110mm UNDERGROUND

Combo Canopy

Easy-fit Door Canopies are ideal to cover doorways, balconies, walkways and waiting areas, to give just a few suggestions. Our canopies are sold as kits and are quick to install and only require a small amount of assembly.

The support brackets on each side are made from weather-proof engineering-grade plastic and each one requires only two wall fixings (supplied in kit). These canopies can be installed individually, or back-to-back and side-to-side to give cover over a larger area.

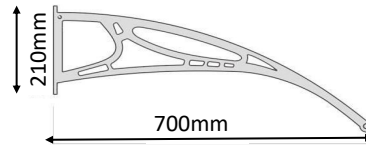
We have a range of sizes available, with grey, off white or black brackets, and a choice of bronze or clear multiwall polycarbonate, or Solid Clear Polycarbonate glazing.



1000mm Width Range

700mm Projection X 1000mm Width

Sheet Type	Sheet Colour	Bracket Colour	PART NO	PRICE
Multiwall	CLEAR	BLACK	DCB710TC	£35.99



1200mm Width Range

700mm Projection X 1200mm Width

Sheet Type	Sheet Colour	Bracket Colour	PART NO	PRICE
Multiwall	CLEAR	BLACK	DCB712TC	£42.49
Multiwall	BRONZE	BLACK	DCB712TB	£42.49
Multiwall	CLEAR	WHITE	DCW712TC	£42.46
Multiwall	CLEAR	GREY	DCG712TC	£42.46

CANOPY INSTALL KIT

This handy kit contains all the bits you will need to help install your canopy.

Consists of:

- 1 x Clear Silicone
- 1 x Screw Driver
- 1 x 10mm SDS Bit
- 1 x Spanner



PART	PRICE
TCIK	£13.49

Combo Canopy

900mm Projection Easy-fit Door Canopies

The support brackets on each side are made from weather-proof engineering grade plastic and each one requires only two wall fixings (supplied in the kit). The combo canopy can be installed individually, side-to-side to give cover over a larger area. A choice of coloured brackets grey or black, and choice sheet colours in bronze, clear multiwall polycarbonate or solid transparent sheet.

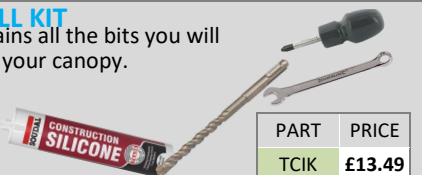
Easy to install for both the DIY enthusiast or the trade

CANOPY INSTALL KIT

This handy kit contains all the bits you will need to help install your canopy.

Consists of:

- 1 x Clear Silicone
- 1 x Screw Driver
- 1 x 10mm SDS Bit
- 1 x Spanner



PART	PRICE
TCIK	£13.49

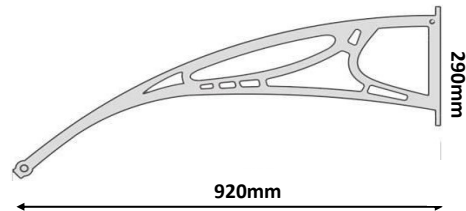


DCB912TC



DCG912SC

920mm Projection X 1200mm Width				
Sheet Type	Sheet Colour	Bracket Colour	PART NO	PRICE
Multiwall	CLEAR	BLACK	DCB912TC	£85.49
Mutiwall	BRONZE	BLACK	DCB912TB	£85.49
Solid	CLEAR	BLACK	DCB912SC	£134.99
Multiwall	CLEAR	GREY	DCG912TC	£85.49
Solid	CLEAR	GREY	DCG912SC	£134.99



These sleek, Modern, Easy to install Door Canopies are the ideal solution for covering doorways, balconies, walkways and waiting areas. Their simple clean design makes them the perfect choice for making that instant wow impact on your home.

The brackets and frame are made from aluminium making them lightweight, strong and extremely durable. The sheets are made from Solid Polycarbonate which is UV coated and with a very high impact resistance. This provides all the benefits of glass but at a fraction of the cost. Supplied with instructions and all the fixings.



J Series Canopies				
900mm Projection x 1500mm Width				
Sheet Type	Sheet Colour	Bracket Colour	PART NO	PRICE
Solid Polycarbonate	CLEAR	WHITE	DCJWH915CL	£269.99
Solid Polycarbonate	CLEAR	DARK GREY	DCJDG915CL	£269.99



DOOR CANOPIES

SILICONES

TRADE MULTIPURPOSE SILICONE

Acetoxy silicone sealant that cures to form a flexible, durable weathertight seal on many common building surfaces, including glass, metals, wood and ceramic tiles. Contains a fungicide that resists mould growth. Suitable for interior and exterior use

270ml



COLOUR	PART	PRICE
WHITE	SMPWH	£3.25
CLEAR	SMPCL	£3.25
BLACK	SMPBK	£3.25
BROWN	SMPBR	£3.25
GREY	SMPGY	£3.25

C3 Cartridge

SILIRUB LMN SILICONE

SUPERIOR QUALITY low modulus neutral cure silicone sealant. Very fast skinning time and final cure. Thick-bodied. Excellent tool ability. Primer less adhesion on all common construction materials (glass, plastics, masonry substrates, metals and wood). High movement capability. Resistant to UV, rain, snow. High and low temperature resistance.



C3

COLOUR	PART	PRICE
WHITE	SRLWH	£5.79
CLEAR	SRLCL	£5.79
BLACK	SRLBK	£5.79
BROWN	SRLBR	£5.79
CARAMEL	SRLCM	£5.79
CHARTWELL	SRLCG	£5.79
AGATE GREY	SRLGY	£5.79
ANTHRACITE	SRLAG	£5.79

STAY FRESH SILICONE

STAY FRESH - Eliminates all problems associated with traditional sealants when used in areas of high humidity a permanent end to unsightly mould and fungus, discolouration, adhesion problems and bad odours. **Stay fresh** is the ultimate anti-mould shower and bathroom sealant.



COLOUR	PART	PRICE
WHITE	SSFWH	£5.99
CLEAR	SSFCL	£6.49

C3 Cartridge

DEC CAULK

General purpose acrylic based sealant and filler. Solvent free and nearly odourless. Easy to apply. Colour fast and waterproof after curing. Can be over painted.

COLOUR	PART	PRICE
WHITE	SDCWH	£1.52



SEALANTS & ADHESIVES

LEAD SEALANT

C3 Cartridge

Low modulus neutral cure silicone. Eliminates the need for grouting. Long life. Adhesion to most building materials - non-corrosive. Good UV and weather resistance. Forms a watertight and permanently flexible joint.

COLOUR	PART	PRICE
GREY	SLMS	£5.49



CLEANROOM SEALANT

A high-quality neutral, elastic low modulus silicone sealant. This product was developed for sealing applications in critical surroundings (hospitals, laboratories, pharmaceutical industry) and in foodsafe applications.

C3 Cartridge

COLOUR	PART	PRICE
WHITE	SCRSWH	£6.49



ROOF AND GUTTER SEALANT

A superior plastoeastic, single component sealant. A rubberised, oil based sealant which remains predominantly in a semi-dry, paste like condition. Excellent adhesion to most common roofing materials including asphalt, bitumen, felt, metals and wood.

COLOUR	PART	PRICE
BLACK	SRGSBK	£2.70



C3 Cartridge

GRIP ALL Adhesive

WHITE Ultra-strong gap filling grab adhesive with Soudal's unique Reinforced Bonding Technology. Compatible with most building materials, porous and non-porous.

Solvent free - Initial grab - 300kg/m2.

TYPE	PART	PRICE
SV FREE	SGASF	£3.10



C3 Cartridge

MITRE FAST GLUE & ACTIVATOR

Twin pack adhesive system of glue & aerosol activator. Can be used in various applications where its instant bonding properties will dramatically reduce assembly time. We have our Home Brand SCAGA or Leading Brand SMFK



SIZE	PART	PRICE
50/200	SCAGA	£4.99
50/200	SMFK	£5.99

ADHESIVE SEALANT — FIX ALL

ALL you need is... Fix ALL Fix ALL® products from Soudal have been in the market for over 25 years. The Fix ALL® brand has continued to evolve and diversify into the comprehensive range of hybrid polymer sealants and adhesives of today. Currently, Fix ALL® generates worldwide sales of more than 10 million cartridges sold in over 130 countries. The brand continues to grow strongly year after year. Soudal continues to invest heavily in the Fix ALL® brand and was one of the first pioneers in the production, development and sale of hybrid polymers.

Fix ALL® is now recognised as one of the most innovative and trusted hybrid polymer sealant and adhesive brands on the market. The sealant and adhesive range is based on their patented SMX® Hybrid Polymer Technology, developed through market-leading chemistry, offering formulations with a choice of superior flexibility, initial grab, speed, bond strength, or a combination of these characteristics in clear and coloured varieties.

SODAL

FIX ALL FLEXI

Multi use sealant, adhesive and filler with high flexibility. Can be applied in all weather conditions. Internal and external use. Primerless adhesion on most construction materials, including wet and damp surfaces. Contains XS1 fungicides providing ultimate mould resistance



COLOUR	PART	PRICE
WHITE	SFAWH	£5.99
BLACK	SFABK	£5.99
BROWN	SFABR	£5.99
GREY	SFAGY	£5.99

C3 Cartridge

FIX ALL CRYSTAL CLEAR

CLEAR sealant, adhesive and filler. 100% crystal clear. Can be used in all weathers. Internal and external use. Virtually odourless. Over paintable with most paints. Non yellowing—UV resistant. Contains fungicides—suitable for sanitary applications. Food safe & Highly flexible.



COLOUR	PART	PRICE
CLEAR	SFACL	£7.49

C3 Cartridge

FIX ALL TURBO

Super fast curing adhesive with exceptional final bond strength. Based on SMX Polymer Technology, Turbo has rapid strength build-up after 20 minutes. Final bond strength achieved in 3 hours. For all types of bonding applications, onto all types of surfaces, even wet or humid non-porous surfaces.



COLOUR	PART	PRICE
WHITE	SFATWH	£8.53

C3 Cartridge

FIX ALL HIGH TACK

Super strong sealant and adhesive with high initial tack and end strength (320kg/10cm²). High Tack achieves high performance flexible bonding and sealing onto almost any surface, both porous and non porous, even if wet or humid. Contains XS1 fungicide providing ultimate resistance against mould growth.



COLOUR	PART	PRICE
WHITE	SFAHT	£6.49

C3 Cartridge

FIX ALL HIGH TACK—INVISIBLE

Invisible Super strong adhesive with high initial tack and end strength (320kg/10cm²). Based on SMX Polymer Technology, High Tack Invisible offers high performance flexible bonding of all types of materials onto almost any surface, both porous and non-porous, even if wet or humid



COLOUR	PART	PRICE
INVISIBLE	SFAIN	£8.29

C3 Cartridge

FIX ALL HIGH TACK—EXTREME

X-treme Power Express has been developed for the immediate bonding of extremely heavy materials. Fix ALL® X-treme Power Express is capable of carrying loads of up to 400 kg/m² with its incredible initial grab strength. The fast setting adhesive is hand tight after only 30 minutes. After complete cure the strength of the bond is even higher.



COLOUR	PART	PRICE
WHITE	SFAXT	£7.99

C3 Cartridge

MASTIC GUNS C3

Skeleton mastic guns. Designed to accept C3

Heavy Duty gun with rotating body to accept C3 Cartridges



TYPE	PART	PRICE
STD	STMG	£6.46
PRO	SMGP	£11.45

PLASTIC, GLASS & HAND CLEANERS



SAFE NEXT TO INSULATED GLASS



SOLVENT FREE



INTERNAL & EXTERNAL USE



SOLVENT BASED



QUICK DRY



PVCu SOLVENT CLEANER

This solvent based product is formulated to remove ingrained dirt from PVCu and most plastics. Also suitable to restore old windows and plastic garden furniture as good as new.

PART PRICE
SAPC £7.99

1 Litre

PAPER GLASS WIPE

Made of extra strong, soft 2-ply paper for effective cleaning of plastic and glass around the home, onsite or at the work place.


SIZE PART PRICE
LARGE 150M (30M²) SGWL £4.59
X-LARGE 400M (80M²) SGWXL £16.99

PVC SPRAY CLEANER

Highly effective, fast acting and drying spray cleaner that removes ingrained dirt and marks on white PVCu frames and other plastics. Also suitable for removing most ingrained dirt, grease, uncured sealant, pencil and pen marks and for cleaning plastic garden furniture


PART PRICE
SAPSC £4.99

750ml Spray


CREAM CLEANER

A solvent-free formulation designed to remove ingrained dirt and stains from PVCu window frames without scratching. Buffs to a deep sheen.

PART PRICE
SCC £3.99

1 Litre

SWIPEX WIPES

Heavy-duty non-woven wipes impregnated with a liquid formula for removing paint and other associated soils such as inks, adhesives, sealants, oils and greases from hands, tools and general hard surfaces. Ideal for all jobs.


TUB SIZE PART PRICE
100 Wipes SWX £4.49

GLASS & MIRROR FOAM CLEANER

Professional quality, sprayable cleaning agent that provides a spotless streak-free finish. Suitable for cleaning most types of glass, mirrors, plastics and other hard surfaces


PART PRICE
SEGSC £2.99

750ml Spray


GLASS CLEANER

A powerful glass cleaning agent containing a high level of detergents and solvents for a rapidly drying, smear and static free finish. May also be used on tiling, VDUs, TV screens and chrome.

PART PRICE
SEGC £2.97

1 Litre


SEALANT REMOVER

Ready to use and fast-working spray for the removal of cured silicone and hybrid polymers.

PART PRICE
SSR £8.45
400ml Spray

MULTI-PURPOSE SPRAY

Has 100's of uses around the home, garage, workshop and in industry. Penetrates rusted parts and fastenings to assist dismantling & lubricating.


400ml
PART PRICE
SMPS £3.49

SILICON SPRAY

Ideal for lubricating rubber seals and 'o' rings on guttering, plumbing plus 100's of uses around the home, workshop and business.


400ml
PART PRICE
SS £3.39

LUBRICATION SPRAYS

EXPANDING FOAMS

FIX & FILL (HANDHELD)

Quick setting foam which expands greatly on application and yields up to 50 times original can contents. Can be cut, sawn, plastered and sealed over. **750ml**



PART	PRICE
SFF7	£5.77



GUN GRADE FOAM

Quick setting foam which expands greatly on application and yields up to 50 times original can contents. Can be cut, sawn, plastered and sealed over. **750ml**



PART	PRICE
SFFG	£5.77



FOAM CLEANER

Removes wet and uncured foam. Attaches to the Foam Gun for precise cleaning or attach the included spray nozzle for hand-held use. **700ml**



PART	PRICE
SFFC	£5.07



FOAM GUN

Gives greater foam application in hard to reach places.



Ensure gun is cleaned after use with SFFC

PART	PRICE
SFFPG	£29.99

PVC TRIM CUTTER

Comes with a Multi angled base 45-90 degree & Cushion grip handles for extra comfort & safety.



PART	PRICE
TPVCC	£22.05

For more detailed specifications visit www.cabp.co.uk

FLASHBAND

SELF ADHESIVE FLASHING

A strong self-adhesive flashing tape comprising of an aluminium foil and a bitumen rubber adhesive. The adhesive forms a strong waterproof seal by the simply pressing the tape into place by hand.

Benefits

- Replaces need for lead flashing.
- Self-adhesive - requires no separate glue.

Surface Preparation

All surfaces must be dry, sound and free from oil, grease and dust Remove all loose material by scraper or wire brush.

WIDTH	PART	PRICE
100mm (4")	SFR4	£10.96
150mm (6")	SFR6	£15.98
225mm (9")	SFR9	£23.58




SPEAR & JACKSON

HAND SAWS

UPVC

For use with Plastic boards, trims, plastic pipes & Multiwall sheets.



CUT	PART	PRICE
FINE	TPVPRE	£9.99

UNIVERSAL

For use with Timber planks, hardwood and MDF.



CUT	PART	PRICE
COARSE	TUNPRE	£9.99

PREDATOR X

Cuts on both strokes & can be used with almost all wood and plastics except polycarbonate.



CUT	PART	PRICE
MED	TXPRE	£10.56




NATURA

Fortex Natura Cladding is a V-Groove style cladding with the natural look of wood. Innovative Technology This innovative product is manufactured using state of the art digital printing technology creating a façade that is hard to distinguish from real wood.

Authentic Wood Finishes

- A beautiful range of authentic looking wood finishes of both traditional and contemporary grains imposed on to Freefoam's foam PVC cladding boards.
- A choice of six wood decors. Ultra Low Maintenance Get the look of wood without the ongoing, time consuming cost of regular upkeep. Perfect for any new build house or home improvement project. Easy to fit
- Lighter and easier to handle than alternative solutions.
- Boards slot together with tongue and groove fixing.
- Can be installed horizontally, vertically or diagonally. Range of finishing trims
- A complete set of aluminium finishing trims available in a range of colours that perfectly complement the six cladding decors.
- RAL number referenced for accurate matching to other building elements. Guarantee Fortex Natura is backed by a limited warranty of 10 years. Sustainable Product Fortex Natura cladding is 100% recyclable



PREMIUM EXTERNAL CLADDING



MALTED OAK

GREY CEDAR



BARNWOOD OAK

SIBERIAN LARCH



GREYED OAK

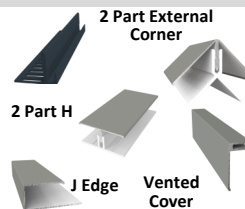
AGED PADAUK

"V" GROOVE 150mm Cover Width

LENGTH	5M	
COLOUR	PART	PRICE
AGED PADAUK	LSN515AP	£44.00
BARNWOOD OAK	LSN515BO	£44.00
GREY CEDAR	LSN515GC	£44.00
GREYED OAK	LSN515GO	£44.00
MALTED OAK	LSN515MO	£44.00
SIBERIAN LARCH	LSN515SL	£44.00

COLOURED TRIMS

3 METER TRIMS	PART	PRICE
25mm Vented Starter	LSUSV25	£13.58
2 Part External Corner	LSAEC*	£64.05
2 Part H Trim	LSAHT*	£42.17
2 Part Vented Trim	LSAVE*	£38.66
J Edge Trim	LSAJT*	£41.53



Trims are powder coated Aluminium with matching RAL colour except the vented starter trim which is PVC



HOW TO ORDER

> ONLINE – Go to www.cabp.co.uk

Our Online Shop is open all day, everyday, 365 days of the year. You will find all of our products listed online, plus any special offers we currently have running. With our fast and secure servers you can be confident that all of your information is securely encrypted. Our automated shopping cart calculates your bulk order discounts for you, so getting quotes and placing orders is made fast and easy.

> BY PHONE – Call - 01634 374444 - 0207 474 0474

Our sales team are on hand to provide advice on materials and to put together quotes and orders for you based on your requirements. With payment by card, orders will be processed immediately with a detailed Order Acknowledgement sent immediately for confirmation. For cheque payment, your order will be prepared and processed as soon as the cheque has cleared.

Our sales team are available 7:30am – 4:00pm Mon – Fri

> BY POST -- C & A Building Plastics, Courteney Road Gillingham Kent ME8 0EZ or Bidder Street, London E16 4ST

Use the Order Form at the back of this catalogue should you wish to order by post. If ordering on your own stationery, please list your requirements in the following order; PRODUCT/ PART No/ UNIT PRICE /QUANTITY/ TOTAL COST. Total the cost of your materials, subtract any bulk order discount applicable, add the delivery cost, and then add VAT. Send your order with payment in full by cheque, made out to *C&A Supplies Ltd.*

> OVER THE SALES COUNTER— See website for branch opening times www.cabp.co.uk

Cash and card payments are accepted, but we do not accept cheques for trade counter orders. **PLEASE NOTE:** Payment over the phone for collection and cash on delivery facilities are NOT available. Ledger accounts will be considered for regular customers.



DISCOUNTS

If you are working on any form of building project then you want to save as much money as you can. At **C&A** we recognise that money does not grow on trees and to keep costs as low as possible we have a simple discount structure based on your order value.

Over £1000.00 10% off
example :- £1000 nett will get £100 discount from your order = £900 +vat

TRANSPORT & STORAGE

All plastic building materials should be kept flat during transport and storage. If stacked, materials must then be covered with a light-proof sheet to prevent direct sunlight overheating the interior of the stack, with all products flat and level without excessive weight on the bottom layers.

TERMS & CONDITIONS

In these terms and conditions - "C & A Building Plastics" means, C & A Supplies Ltd and any other connected organisation that supplies the goods ordered by you and any successor to its business; "We and Us" means C & A Supplies Ltd either alone or together with you, as the context requires; "Working day" means every day of the year except weekends, and English statutory and public holidays; "You" means the person ordering goods subject to these terms and conditions.

C & A Supplies Ltd, Courteney Road, Gillingham, Kent ME8 0EZ. Registered in England no 3895992 VAT Registration no. GB 248096048 To contact us please ring 01634 374444 or by email to cs@cabp.co.uk

Privacy Policy Statement - You can view or update the information held by us on request by emailing gdp@cabp.co.uk, this includes asking to be removed from future catalogue and email marketing and the deleting of personal data.

Customer order fulfilment data - In the interest of order fulfilment the company processes your data and information in accordance with the GDPR legislation under the lawful basis of 'contract'. GDPR Article 6(1)(b) "processing is necessary for the performance of a contract to which the data subject is party or in order to take steps at the request of the data subject prior to entering into a contract". This can involve the automated processing of the data to fulfil these interests.

Customer marketing data - In the interests of marketing the company processes your data and information in accordance with the GDPR legislation under the lawful basis of 'legitimate interest' as you have shown interest and / or had contact with the company and / or one of its marketing efforts. Examples include but are not exhaustive; meeting at exhibition or interaction with the company including its website.

Data to third parties - Your data is not sold to other parties, and is only processed in order to fulfil the 'contract' or 'legitimate interest'. Some of your details may be shared with a third party, which will be used for the purpose of fulfilling the 'contract' or 'legitimate interest' as a reasonable step, and these third parties themselves are required to be compliant with GDPR legislation. This is limited to the information we believe is relevant to fulfilling the targets within the lawful basis, with the minimum of hindrance in variable environments, without the privilege of hindsight to individual circumstances without forewarning.

GDPR with regards to other legal data storage requirements - Personal data that has been requested for any alteration will be complied with to the extent that is permissible given other legislative compliances that we must also adhere to. These include but are not exclusive to the prevention or investigation of a suspected / potential crime and HMRC requirements.

Your Order—You will have an opportunity to check and correct any errors on your order up until the point at which you submit and pay for your order. All orders made by you through cabp.co.uk are subject to acceptance by us. We may choose not to accept your order for any

reason and will not be liable to you or to anyone else in those circumstances. After submitting an order to us we will send you an order acknowledgement email with your order number and details of the goods that you have ordered. Please note this email is an acknowledgement and is not an acceptance of your order. Stock availability information is not available on cabp.co.uk. If you order goods which are not available from stock, we will contact you by email or by telephone to discuss how you wish to proceed. You will have the option to wait until the goods are available from stock or cancel your order in accordance with our returns policy. Unless we have notified you that we do not accept your order or you have cancelled it in accordance with our returns policy, we accept your order 7 days after the date of order or when the goods are delivered, whichever is earlier.

Liability – We shall not be liable to you where performance of any of our obligations to you is prevented, frustrated or impeded by reason of acts of God, war and other hostilities, civil commotion, strikes, accident, lock outs, trade disputes, acts or restraints of Government, imposition or restrictions of imports or exports or any other cause not within the reasonable control of C & A Supplies Ltd. If any part of these Terms and Conditions is found to be unenforceable as a matter of law, all other parts of these Terms and Conditions shall not be affected and shall remain in force. All sizes quoted are approximate. Where C & A Supplies Ltd agrees to provide a specifically designed plan, the Customer agrees to check the accuracy and suitability of the plan. C & A Supplies Ltd cannot advise on planning permission or building regulation issues. Asbestos may be found in some older properties. If you have any concerns about the presence of asbestos you should seek advice from a licensed asbestos company. The Customer is responsible for obtaining all necessary planning permission and local authority consents and permissions for any work to be carried out. Any plan drawn by C & A Supplies Ltd is, and remains, its property and may not be reproduced in whole or in part without its previous written consent. To the extent permitted by law, C & A Supplies Ltd accepts no liability for any loss, damage or injury arising as a consequence of the advice provided.

Law - These Terms and Conditions and any contract between us shall be governed by and construed in accordance with English law and the English Courts shall have jurisdiction over any disputes.

Prices – The prices of the product are clearly shown with and without VAT online and without VAT in our catalogue. Prices do not include delivery charges. On occasion, the prices payable in respect of goods advertised on cabp.co.uk may differ from those prices payable at the same time in C & A Supplies Ltd branches. We are under no obligation to honour any cabp.co.uk prices in the event that they differ from those in branch. Similarly, we are under no obligation to honour in-branch prices in the event that they differ from those on cabp.co.uk. Prices that are reduced for sales and promotions are only valid for the specified period and that branch offering those items. We reserve the right to adjust prices, offers, goods and specifications of goods on

cabp.co.uk at our discretion at any time before (but not after) we accept your order. Although we endeavour to ensure that all pricing information on cabp.co.uk is accurate, occasionally an error may occur and goods may be mispriced. If we discover a pricing error we will, at our discretion, either contact you or ask you whether you wish to continue with the order at the correct price or notify you that we have cancelled your order. We will not be obliged to supply goods at the incorrect price.

Force Majeure—When market forces effect our cost prices and we can not absorb these then prices charged may vary from our catalogue

Discounts – May be withdrawn at any time and are subject to change and are given at C & A Supplies Ltd.'s discretion.

Product availability - C&A reserves the right to alter published prices and specifications and withdraw products and services without notice. We will not be held responsible for any costs incurred by a customer when a price, specification, product or service is withdrawn or changed. Where a customer has placed an order based on an obsolete price, specification or service, C&A will inform the customer and wait for further instruction. If payment has already been made for such goods or service, the customer shall be entitled to a full refund for all items that are not then required.

Property – Property of the goods shall not pass to the customer until payment is made in full. If the customer defaults in punctual payment of any sum due we shall be entitled to repossess any goods that remain our property.

Payment - The total cost of your order is the price of the goods and delivery charges as set out in our delivery information. Payment can be made by most major credit or debit cards, PayPal, bank transfer or cash. You must confirm that the credit/debit card being used is yours, all credit/debit card holders are subject to validation checks and authorisation by the card issuer. If the issuer of your card refuses to authorise payment we will not accept your order and we will not be liable for any delay or non-delivery and we are not obliged to inform you of the reason for the refusal. We are not responsible for your card issuer or bank charging you as a result of our processing of your credit/ debit card payment in accordance with your order. PayPal payment orders will only be accepted for orders that are for delivery and are subject to PayPal's confirmation of funds. This can in some circumstances take several days. Bank transfers are manually checked and verified, and although you can have instant transfers this does not mean that we are able to instantly check and validate the payment. This process can take a few minutes or a couple of days and no agent should be sent to collect an order until after you receive your order acknowledgement. Cash will be checked to verify its legitimacy and legality, cash will not be accepted if it is not legal tender or if we have any suspicion as to its legitimacy.

CONTINUED ON PAGE 95

TERMS & CONDITIONS

CONTINUED FROM PAGE 90

Colour – Due to batch production C&A cannot guarantee a colour match between materials ordered and supplied on separate orders or products of different dimensions. Colours shown online or in our catalogue are a representation and may not reflect a true likeness.

Fitness of goods - No goods are sold as fit for any particular purpose. All hints, tips and work practice advice published by C&A in its catalogue, web site and advertising are given without detailed knowledge of the customer's application and cannot be relied upon. Customers must satisfy themselves that materials ordered meet the building regulations and codes relevant to the purpose for the intended use.

Faulty Products – If the product you purchase is faulty we may offer a repair, exchange or refund as appropriate in accordance with your consumer rights. Please call us on 01634 374444 or emailing cs@cabp.co.uk

Delivery - The products that C & A deliver are often large in dimension, therefore optimised routing of specialist vehicles is often undertaken to perform the deliveries. This often means that accurate dates are not available at the time of placing the order and an estimated timeframe is given. We make 98% of all deliveries within 10 days however it is suggested that you allow up to 30 days if your project is time sensitive. For this reason, delivery time is not considered of essence of the contract unless specifically set out in writing with special delivery charges and acceptance. C & A will do all that it reasonably can to meet the date given for delivery. In the case of unforeseen circumstances beyond the reasonable control of C & A, we cannot be held responsible. In such circumstances C & A will contact the Customer and agree an alternative date. The Customer will also do all that he/she reasonably can to enable the delivery to take place on the given date. In the case of unforeseen circumstances beyond the reasonable control of the Customer they must contact C & A and agree an alternative date. The delivery service is for delivery to the sites kerb side only, C & A are not responsible for placement into gardens, and building sites etc. and the customer should ensure that suitable labour is provided for this at the time of delivery. As soon as C & A has delivered the goods, the Customer will be responsible for their safekeeping and C & A will not be responsible for any damage or fault arising from incorrect storage. If the Customer delays a delivery, C & A's responsibility for everything other than damage due to its negligence will end on the date C & A agreed to deliver the order as set out in the contract. Ownership of the goods shall remain with C & A and shall not pass to the Customer until the agreed price for them, together with all other sums due from the Customer to C & A, have been paid in full. Any estimated time scales advised are working days from the day following the order date.

Damaged or missing items collected - It is the customer's responsibility when collecting goods from our premises to check they

have all the items ordered and that they are in good condition. C&A cannot accept responsibility for damage or shortages once collected goods have left our premises. Where a customer has arranged for a third party to collect goods on their behalf, the same conditions apply as it is your responsibility that your agent undertakes this. Claims for damage will not be accepted once the items have been loaded on to the customers or collecting agents vehicle

Damaged items delivered - Deliveries by our own transport must be checked with our driver at the time of delivery and any damage must be clearly noted on the paperwork before you sign. Deliveries by carrier that have arrived damaged should not be accepted unless the carrier accepts the damage and can provide written confirmation to that effect. Signing "unchecked" or similar is agreeing to accept the delivery damaged or otherwise. C&A will not be liable for any costs or compensation for damaged items when notified at a later date. We may ask you to send photos to better understand which items are damaged.

Missing Items Delivered - You must contact us within 72 hours with details of the suspect missing items. Notification after this time will result in claims being rejected. The customer is responsible for storage of all products delivered, if you request items to be left without a signature then you accept full responsibility for missing or damaged items.

Returns Policy - C & A Building Plastics are proud of the products we supply and want our customers to be happy with the products they purchase. To this end we offer a 14 calendar day returns period where we will accept return of our standard products that are in resalable condition, even if it's just because you would prefer a different colour, you can return to either branch. Due to ever increasing costs a £10 admin + 20% restocking fee will be applied to all returns, for items brought on the trade counter or after 14days for delivered items. You will be informed of these charges before your return is accepted. The 14 day returns excludes non-standard products specially ordered or have been customised to your requirements; for examples domes are manufactured to your requirements from specific specification criteria and so are custom made. The entire product that you purchased must be returned, we cannot accept a component of the product on its own. Simply contact us within 14 days and inform us in writing that you wish to return the product and then return the item with a copy of your acknowledgment / invoice that includes the products being returned within 30 days from your request to return. Upon return we will inspect the items to ensure they are in acceptable condition. Those that are damaged, dirty or otherwise deemed to be in an unsaleable condition will not be accepted for refund. If the returned items are part of an order with multiple items on it and not all items are returned then the delivery charge will not be refunded as it will be associated with the items not returned. If the entire order is returned then the standard delivery charge that would be applicable to the items will be refunded. The additional value for premium service will not be refunded for example express services. It is your responsibility to

return the items to us, you are responsible for their safe transit and the costs incurred in their transportation. If you are returning the product to a branch we must be notified which branch this is when you notify us in writing. If you are unable to return the items yourself, we can arrange for the return transportation. Due to the various different products we supply and their varying degrees of difficulty in transportation we are unable to give the exact costs for the products return, however we will estimate these costs at the time of applying for the return of the items. Our vehicles are delivery vehicles and to divert a vehicle to collect a return will not be less than £100 but could be more depending on location and materials. Delivery charges do not reflect the true economic costs involved in their dispatch, to this extent, the cost of return deliveries are therefore not subsidised and can be higher than those charged for dispatch. Goods can only be collected from the site at which we made delivery. We will attempt to make the collection within 30 days from the agreement. The driver is not responsible for checking the condition of the materials. Checking the returned materials takes place when received back at the depot and their condition is assessed. If your order qualified for a bulk discount then it is deemed that all the items within this order were discounted proportionally to achieve this discount, your returned item will be refunded at the value that you paid for them. For example an order of £1000 with a bulk discount of 10% has a product returned of the value of £100 list price, proportionally this item was discounted by £10 to achieve the bulk discount and so the price paid for the item was in fact £90. Refunds are made in the same format as the payment was made unless otherwise specifically agreed and will be made within 14 days of the return being checked and accepted.

Legislation - These terms and conditions are in accordance with current business and consumer legislation and do not affect your statutory rights, you can find more from the Citizen's Advice Bureau on the following link: <https://www.citizensadvice.org.uk>

Please see your order Acknowledgment for the latest Terms & Conditions

Please see the website for <https://www.cabp.co.uk>
> Trade counters opening times
> Updated Terms and Conditions
> Delivery Information

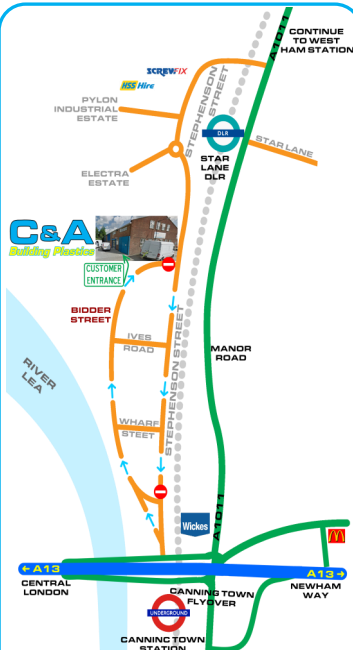
YOUR CONSUMER RIGHTS ARE NOT AFFECTED For further information please see the following website pages. <http://www.tradingstandards.gov.uk/>

A larger print version is available on our website. Alternatively we can email or print a copy



GILLINGHAM BRANCH
 Courteney Road
 Gillingham
 ME8 0EZ

Tel: 01634 37 44 44
 Fax: 01634 36 66 44



LONDON BRANCH
 Bidder Street
 Canning Town
 E16 4ST

Tel: 0207 474 0474
 Fax: 0207 474 5055

ONLINE: www.cabp.co.uk
POST: Send to either branch

OUR DELIVERY SERVICE

The sheer size of many of the products dictates that special care with handling and transportation is required. For these, C & A deliver most products directly to the customer using our custom-built vehicles operated by our own employees. The route planning for these vehicles is dependent on the areas from which new orders are received and is calculated on a daily basis, but we aim to visit all areas of the UK at least once every 10 working days. Please note that whilst we try to maintain a 10 day rota, there are many factors beyond our control that prevent us offering any guarantee of any delivery dates



(Floods, Snow, Road Closures etc) We will always try our best to make every delivery but should we ever have to abort then we will always contact you. When your order has been dispatched we will send an email and a text message. Please note this message is only to advise you that your order is on its way. We always ring the customers the day before delivery, this is normally the driver and they will provide you with an expected delivery time scale. If there are any unforeseen delays whilst on route we will contact you with an update.

SMALL ITEMS—Orders for small items will normally be sent by carrier or post as this maybe the fastest method of delivery, customers will need to sign for these deliveries. Customers with very specific build dates are advised to order at least 28 days in advance and should be prepared to store the materials on site. Urgent orders can sometimes be sent by carrier on a next day delivery service but you will need to contact us directly to ascertain the feasibility of the products you require and the cost of doing so.

DIRECT TO CUSTOMER— Some products are delivered “Direct-To-Customer” as they are shipped from the manufacturer. These deliveries are normally an AM or PM delivery time and date and we will always advise the customer of this as soon as we have the information. This is normally the day before the delivery.

SPECIAL / URGENT GOODS— It may be possible to load special or urgent deliveries onto a C & A vehicle that is scheduled to cover a different area or arrange for another driver to make the special delivery. Customers wishing to enquire about Special / Urgent delivery should contact us for availability and cost, but should bear in mind that vehicle running costs are £275 a day and our delivery schedules deal with a volume of customers all over the UK, therefore we cannot delay a vehicle that already has a full load of orders and which is ready to depart. For both C&A transportation and carrier, remote areas of the UK may incur a higher delivery cost than those listed, in which case the customer will be advised of the delivery cost before order acceptance.



STANDARD DELIVERY CHARGES

White, Grey & Dark Grey Zones

Here at C & A Building Plastics we supply a wide range of materials of all different shapes and sizes, many of which are very large and require extra-large vehicles for the transportation. We only charge one set delivery charge, regardless to the quantity or mix of materials ordered, and these delivery charges often do not cover the cost involved. We welcome customers who wish to organise their own transport to collect materials; but we understand this is not possible for everyone and so offer this delivery service.

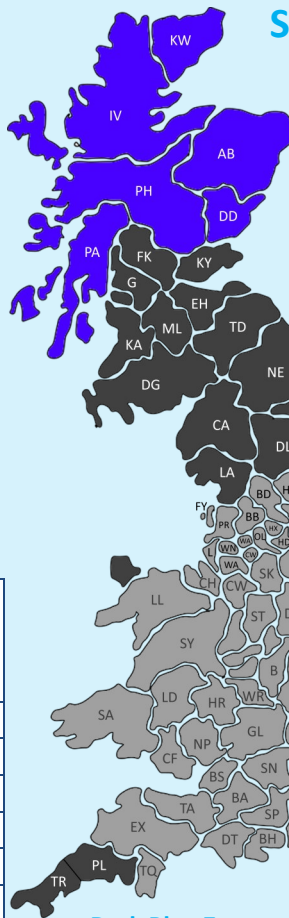
These charges are for deliver to the site kerb side, or nearest permitted available parking position, on our standard delivery service (you need to ensure that suitable labour is available on site for the handling of the materials purchased). Additional services are available such as two man delivery, express delivery, specific date delivery, but these are subject to availability and are by quotation only, if you are interested in these services you should call 01634 374444 for a quote. With the wide variety of products, some materials are more difficult to transport than others; so we have colour coded the products to help represent this and charge different delivery prices accordingly. Below is our delivery charge table detailing the standard delivery prices:

Standard Delivery Charges

The largest item on your order is used the calculated the delivery charge. Use the colour of the product code box in the price tables to work out your delivery charges.

SIZE	Product Colour Code	Price:
Small	GREEN	£4.00— £10.00
Medium	TURQUOISE	£20.00
Large Lengths	PURPLE	£30.00
Large	YELLOW	£40.00
Extra Large	BROWN #	From £150.00

BROWN Coded Products are delivered in the white ZONE ONLY or collected from store



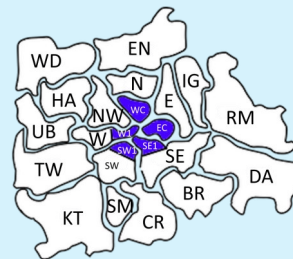
STANDARD DELIVERY TIMESCALES

White, Grey & Dark Grey Zones

The timescales quoted here are for our standard delivery, and are subject to the materials being in stock at the delivering depot, at the time of the order being placed. 98% of all orders are delivered within the timescales quoted below and, most are delivered within only a few days. The table below is for guidance only, and not as a guarantee. We always notify you before delivery is due to ensure someone is available. If you require a specific date delivery you should call us on: 01634 374444 for a quote.

Post Code Colour	Normally within 'X' working days
WHITE	0-5
LIGHT GREY	0-10
DARK GREY	0-15
DARK BLUE	BY QUOTE

LONDON & SURROUNDING



Dark Blue Zones: Due to the locations of these zones and the specific logistic issues they represent, delivery charges and timescales are by quotation only. Please call us on 01634 374444 for a personalised quote.

DELIVERY INFORMATION

C&A Building Products

Tel 01634 374444 www.cabp.co.uk

We were established in 1968 by our founding couple, Charles, and Audrey. Back then, plastics were still a relatively new product that were being introduced into the construction industry. But our founders had a vision- that plastics were going to be a crucial building block for the future of construction. With their background in carpentry, it only made sense that these skills should be used in conjunction with newly emerging products. As such, the focus was on canopies and carports. These canopies were made to measure and sold as either self-assembly kit or with a complete install service; this began to form the company that we are today. We grew from canopies and carports, and evolved into selling bathroom products, and so much more.

Because of their success, we have become one the largest independent distributors of PVC corrugated & Polycarbonate multi-wall sheeting in the UK to date, and have continued to stay. Because of this, we are often consulted by manufacturers about the feasibility of products in the UK before they launch full production.

Staying at the front is never easy, and sometimes, people tend to miss what is happening around them- we also fell victim to this. We did not see the emergence of the UPVC fascia and soffit markets in the 1990's. As a result, we were stuck playing 'catch up' for a while. However, we caught up incredibly quickly. To aid in ensuring that we do not miss any opportunities in the future, we always strongly encourage any sort of feedback from our customers, or suggestions about what you would like to see; or what you would like us to improve. Part of our continuous growth has resulted in us designing our own range of roofing bars. Over the years, we have developed products with multiple different aspects. The Avon, Vale, Eden & Peak etc glazing bars are prime examples. These products have been created entirely by us, with you in mind. We always try to offer products that will suit everyone, and this has resulted in a range of products that can all achieve the same goal, but not without different functions and unique aspects. We certainly try our best to please everyone possible.

Today, we are still quite like the founding beginnings. We are still a family firm with a strong belief that we can continuously improve and help people. We pride ourselves on keeping at the leading edge, as well as maintaining consistent communication with leading industry experts, as well as economic advisors. We are always looking at new ways to improve our products, service, and help you gain more value for your money. We use our own range of custom-fitted vehicles to offer a delivery service throughout the UK. This allows us flexibility with regards to deliveries, with our very own drivers able to offer a personalised service. Recently, we have also redesigned our website to give a more pleasant and interactive customer experience. We have included the ability to access your order history, thus allowing you to never experience any sort of hassle when you need to order something again. Our website boasts a forever evolving video collection- designed to help customers understand our products, with a personal touch. However, we also have a number of highly experienced staff at the other end of the phone; always available to discuss your wants and needs. These are just some of the improvements that are visible to you but rest assured- we work equally as hard on the behind the scenes to always ensure we can grow to help you even more. We intend to bring out a multitude of new, exciting developments and special offers in the future. To hear about them first, you should ensure you keep your records up to date with us. Please ensure to consistently update any address, email, or phone numbers so that we can always provide our best service!



Invoice Address

Name _____

Address _____

_____ Post Code _____

Telephone Number _____

Mobile Number _____ (At least one number is required)

Delivery Address

Name _____

Address _____

_____ Post Code _____

Telephone Number _____

Mobile Number _____ (At least one number is required)

ITEM DESCRIPTION	PART NUMBER	PRICE EACH	QUANTITY	LINE TOTAL
EXAMPLE 4M Square White Gutter	GS40WH	£8.00	2	£16.00

Additional Information/ Delivery Instructions

If your address does not have a house number or is hard to find then please provide us with additional information that will assist our drivers in making the delivery. If we are unable to contact you or our driver cannot locate the delivery address then we may abort the delivery and have to reschedule it for a later date.

DELIVERY CHARGES

Delivery timescales and charges are calculated using two pieces of information.

- 1) The physical size of the item
- 2) The area/zone it is being delivered to

You are only charged for the largest item on your order and not separately for each item. **For full details please see page 93**

BULK ORDER DISCOUNTS

Good Value Ex VAT DISCOUNT

£1000.00 and above 10%

example :- £1000 nett will get £100 discount

The following credit & debit cards are accepted



- Cash
 Cheque
 Credit Card

Please provide a contact number if paying by credit card _____



Total Goods Value	_____
Less Bulk Order Discount	_____
Total	_____
(see page 92) Delivery	_____
Total	_____
Add VAT @ 20%	_____
Total	_____

C&A Building Products FEATURED PRODUCTS!




GUTTER BRUSH
For Standard Gutter Sizes

SEE PAGE 41



ANTHRACITE GREY
Fortex Cladding

SEE PAGES 50–53



POLYCARBONATE
GLAZING BARS

SEE PAGES 13–21

NATIONAL SALES 01634 37 44 44

... NATIONWIDE DELIVERY SERVICE ...

Delivering Service & Quality Across The UK

